

County of  
Newaygo,  
Michigan



Year Ended  
September 30,  
2015

Financial  
Statements

# COUNTY OF NEWAYGO, MICHIGAN

## Table of Contents

	<u>Page</u>
Independent Auditors' Report	1
Management's Discussion and Analysis	5
<b>Basic Financial Statements</b>	
Government-wide Financial Statements:	
Statement of Net Position	22
Statement of Activities	23
Fund Financial Statements:	
Balance Sheet - Governmental Funds	26
Reconciliation of Fund Balances for Governmental Funds to Net Position of Governmental Activities	28
Statement of Revenues, Expenditures and Changes in Fund Balances - Governmental Funds	30
Reconciliation of Net Changes in Fund Balances of Governmental Funds to Change in Net Position of Governmental Activities	32
Statement of Revenues, Expenditures and Change in Fund Balance - Budget (Non-GAAP Budgetary Basis) and Actual:	
General Fund	33
Special Investigative Unit	37
County Jail	38
Statement of Net Position - Proprietary Funds	40
Statement of Revenues, Expenses and Changes in Fund Net Position - Proprietary Funds	42
Statement of Cash Flows - Proprietary Funds	44
Statement of Fiduciary Assets and Liabilities	48
Combining Statement of Net Position - Discretely Presented Component Units	50
Combining Statement of Activities - Discretely Presented Component Units	52
Notes to Financial Statements	55
<b>Required Supplementary Information</b>	
MERS Agent Multiple-employer Defined Benefit Pension Plan:	
Schedule of Changes in County's Net Pension Liability and Related Ratios	92
Schedule of the Net Pension Liability	93
Schedule of Contributions	94
Single Employer Other Postemployment Benefits Plan:	
Schedule of Funding Progress	95
Schedule of Employer Contributions	95

# COUNTY OF NEWAYGO, MICHIGAN

## Table of Contents

	<u>Page</u>
Combining and Individual Fund Financial Statements and Schedules	
General Fund:	
Combining Schedule of Balance Sheet Accounts By Activity	100
Combining Schedule of Revenues, Expenditures and Changes in Fund Balances by Activity	102
Schedule of Revenues, Expenditures and Changes in Fund Balance - Budget (Non-GAAP Budgetary Basis) and Actual by Activity	104
Nonmajor Governmental Funds:	
Combining Balance Sheet	110
Combining Statement of Revenues, Expenditures and Changes in Fund Balances	111
Combining Balance Sheet - Nonmajor Special Revenue Funds	112
Combining Statement of Revenues, Expenditures and Changes in Fund Balances - Nonmajor Special Revenue Funds	124
Schedule of Revenues, Expenditures and Changes in Fund Balances - Budget and Actual - Nonmajor Special Revenue Funds	132
Combining Balance Sheet - Nonmajor Debt Service Funds	140
Combining Statement of Revenues, Expenditures and Changes in Fund Balances - Nonmajor Debt Service Funds	141
Nonmajor Enterprise Funds:	
Combining Statement of Net Position	144
Combining Statement of Revenues, Expenses and Changes in Fund Net Position	146
Combining Statement of Cash Flows	148
Internal Service Funds:	
Combining Statement of Net Position	154
Combining Statement of Revenues, Expenses and Changes in Fund Net Position	160
Combining Statement of Cash Flows	166
Agency Funds:	
Combining Statement of Fiduciary Assets and Liabilities	178
Combining Statement of Changes in Fiduciary Assets and Liabilities	180

# COUNTY OF NEWAYGO, MICHIGAN

## Table of Contents

	<u>Page</u>
Component Units:	
Drain Commissioner:	
Combining Balance Sheet	184
Reconciliation of Fund Balances for Governmental Funds to Net Position of Governmental Activities	187
Combining Statement of Revenues, Expenditures and Change in Fund Balances Reconciliation of the Net Change in Fund Balance of Governmental Funds to Change in Net Position of Governmental Activities	188
	190
Brownfield Redevelopment Authority:	
Balance Sheet/Statement of Net Position	191
Statement of Revenues, Expenditures and Changes in Fund Balance/ Statement of Activities	192

# COUNTY OF NEWAYGO, MICHIGAN

## ELECTED OFFICIALS

For the Year Ended September 30, 2015

### BOARD OF COMMISSIONERS

Philip D. Deur, District 1  
Steven A. Johnson, District 2  
D. Charles Trapp, District 3

James Maike, Jr., District 4  
Larry J. Lethorn, District 5  
Christian P. Ortwein, District 6  
Patrick J. Gardner, District 7

### COUNTY OFFICIALS

Andrew B. Robinson, Clerk  
Holly Moon, Treasurer  
Norman L. Ochs, Surveyor  
Dale E. Twing, Drain Commissioner

Robert D. Springstead, Prosecutor  
Stewart K. Sanders, Register of Deeds  
Patrick L. Hedlund, Sheriff

### DISTRICT COURT JUDGE

H. Kevin Drake

### CIRCUIT COURT JUDGES

Anthony A. Monton, Chief Judge

### PROBATE COURT JUDGE

Graydon W. Dimkoff

This page intentionally left blank.

**INDEPENDENT AUDITORS' REPORT**

March 30, 2016

Board of Commissioners  
County of Newaygo, Michigan  
White Cloud, Michigan

**Report on the Financial Statements**

We have audited the accompanying financial statements of the governmental activities, the business-type activities, the aggregate discretely presented component units, each major fund, and the aggregate remaining fund information of the *County of Newaygo, Michigan* (the "County"), as of and for the year ended September 30, 2015, and the related notes to the financial statements, which collectively comprise the County's basic financial statements as listed in the table of contents.

***Management's Responsibility for the Financial Statements***

Management is responsible for the preparation and fair presentation of these financial statements in accordance with accounting principles generally accepted in the United States of America; this includes the design, implementation, and maintenance of internal control relevant to the preparation and fair presentation of financial statements that are free from material misstatement, whether due to fraud or error.

***Independent Auditors' Responsibility***

Our responsibility is to express opinions on these financial statements based on our audit. We did not audit the financial statements of the Newaygo County Road Commission, the Newaygo Medical Care Facility, or the Newaygo Community Mental Health Authority which represent 98%, 99%, and 95%, respectively, of the assets, net position, and revenues of the discretely presented component units. Those statements were audited by other auditors whose reports have been furnished to us, and our opinion, insofar as it relates to the amounts included for the Newaygo County Road Commission, the Newaygo Medical Care Facility, and the Newaygo Community Mental Health Authority is based solely on the reports of the other auditors. We conducted our audit in accordance with auditing standards generally accepted in the United States of America and the standards applicable to financial audits contained in *Government Auditing Standards*, issued by the Comptroller General of the United States. Those standards require that we plan and perform the audit to obtain reasonable assurance about whether the financial statements are free from material misstatement. The financial statements of the Newaygo Medical Care Facility were not audited in accordance with *Government Auditing Standards*.

An audit involves performing procedures to obtain audit evidence about the amounts and disclosures in the financial statements. The procedures selected depend on the auditors' judgment, including the assessment of the risks of material misstatement of the financial statements, whether due to fraud or error. In making those risk assessments, the auditor considers internal control relevant to the entity's preparation and fair presentation of the financial statements in order to design audit procedures that are appropriate in the circumstances, but not for the purpose of expressing an opinion on the effectiveness of the entity's internal control. Accordingly, we express no such opinion. An audit also includes evaluating the appropriateness of accounting policies used and the reasonableness of significant accounting estimates made by management, as well as evaluating the overall presentation of the financial statements.

We believe that the audit evidence we have obtained is sufficient and appropriate to provide a basis for our audit opinions.

### *Opinions*

In our opinion, based on our audit and the reports of other auditors, the financial statements referred to above present fairly, in all material respects, the respective financial position of the governmental activities, the business-type activities, the aggregate discretely presented component units, each major fund, and the aggregate remaining fund information of the County of Newaygo, Michigan, as of September 30, 2015, and the respective changes in financial position and, where applicable, cash flows thereof and the respective budgetary comparison for the general fund and each major special revenue fund for the year then ended in accordance with accounting principles generally accepted in the United States of America.

### *Implementation of GASB Statement No. 68*

As described in Note 21, the County implemented the provisions of GASB Statement No. 68, *Accounting and Financial Reporting for Pensions*, in the current year. Accordingly, beginning net position of governmental activities and the Central Dispatch Authority component unit was restated. Our opinion is not modified with respect to this matter.

### *Other Matters*

#### *Required Supplementary Information*

Accounting principles generally accepted in the United States of America require that the management's discussion and analysis and the schedules for the pension and other postemployment benefits plans, as listed in the table of contents, be presented to supplement the basic financial statements. Such information, although not a part of the basic financial statements, is required by the Governmental Accounting Standards Board who considers it to be an essential part of financial reporting for placing the basic financial statements in an appropriate operational, economic, or historical context. We have applied certain limited procedures to the required supplementary information in accordance with auditing standards generally accepted in the United States of America, which consisted of inquiries of management about the methods of preparing the information and comparing the information for consistency with management's responses to our inquiries, the basic financial statements, and other knowledge we obtained during our audit of the basic financial statements. We do not express an opinion or provide any assurance on the information because the limited procedures do not provide us with sufficient evidence to express an opinion or provide any assurance.



*Other Information*

Our audit was conducted for the purpose of forming opinions on the financial statements that collectively comprise the County of Newaygo, Michigan's basic financial statements. The combining and individual fund financial statements and schedules are presented for purposes of additional analysis and are not a required part of the basic financial statements.

The combining and individual fund financial statements and schedules are the responsibility of management and were derived from and relate directly to the underlying accounting and other records used to prepare the basic financial statements. Such information has been subjected to the auditing procedures applied in the audit of the basic financial statements and certain additional procedures, including comparing and reconciling such information directly to the underlying accounting and other records used to prepare the basic financial statements or to the basic financial statements themselves, and other additional procedures in accordance with auditing standards generally accepted in the United States of America. In our opinion, the combining and individual fund financial statements and schedules are fairly stated, in all material respects, in relation to the basic financial statements as a whole.

*Other Reporting Required by Government Auditing Standards*

In accordance with *Government Auditing Standards*, we have also issued our report dated March 30, 2016, on our consideration of the County of Newaygo, Michigan's internal control over financial reporting and on our tests of its compliance with certain provisions of laws, regulations, contracts, and grant agreements and other matters. The purpose of that report is to describe the scope of our testing of internal control over financial reporting and compliance and the results of that testing, and not to provide an opinion on internal control over financial reporting or on compliance. That report is an integral part of an audit performed in accordance with *Government Auditing Standards* in considering the County of Newaygo, Michigan's internal control over financial reporting and compliance.

*Rehmann Johnson LLC*

This page intentionally left blank.

## MANAGEMENT'S DISCUSSION AND ANALYSIS

# COUNTY OF NEWAYGO, MICHIGAN

## Management's Discussion and Analysis

As management of the *County of Newaygo, Michigan* (the "County"), we offer readers of the County's financial statements this narrative overview and analysis of the financial activities of the County for the fiscal year ended September 30, 2015.

### Financial Highlights

1. The assets and deferred outflows of the County exceeded its liabilities at the close of the 2015 fiscal year by \$33,619,017 (*net position*). Of this amount, \$25,244,185 (*unrestricted net position*) may be used to meet the government's ongoing obligations to citizens and creditors.
2. When utilizing the Non-GAAP Budgetary Basis, at the end of the 2015 fiscal year, fund balance for the general fund was \$3,560,401 or 26.5% of expenditures (including transfers out). The following table provides historical information on fund balance of the general fund and the amount as a percentage of that fiscal year's expenditures and transfers out:

Fiscal Year	Fund Balance	% of Exp. and Trans. Out
2015	\$ 3,560,401	26.5%
2014	3,590,602	27.7%
2013	3,185,486	25.9%
2012	3,021,690	24.9%
2011	2,722,828	20.7%

3. The general fund for 2015 decreased fund balance by \$30,201 applying the Non-GAAP Budgetary Basis and \$16,301 according to the GAAP Basis.
4. Within the general fund, fund balance is classified as follows: \$307,018 nonspendable, \$235,618 assigned, \$102,785 restricted, and \$41,382 committed. The remaining \$2,873,598 is available as unassigned fund balance (Non-GAAP Budgetary Basis). Unassigned fund balance as a percentage of expenditures and transfers out was 21%.
5. At the end of the 2015 fiscal year, fund balance for the general fund according to the GAAP Basis was \$2,820,139. Of this amount \$2,133,336 is available as unassigned fund balance. Unassigned fund balance as a percentage of expenditures and transfers out was 15.9%.
6. As of the close of the 2015 fiscal year, the County's governmental funds reported combined ending fund balances of \$9,724,264. This amount is a \$287,995 increase over the previous year. \$7,066,143 or 72.7% of the total is available for spending at the government's discretion (committed, assigned, and unassigned).
7. The 2015 fiscal year audit classifies property taxes that have been billed but remain uncollected as of 60 days subsequent to year-end as deferred inflows of resources. Therefore, a budgetary/accounting basis reconciliation has been included for clarification in the notes to the financial statements.

### Overview of the Financial Statements

This discussion and analysis is intended to serve as an introduction to the County's basic financial statements. The County's basic financial statements are comprised of three components: (1) government-wide financial statements, (2) fund financial statements, and (3) notes to the financial statements. This report also contains other supplementary information in addition to the basic financial statements themselves.

# COUNTY OF NEWAYGO, MICHIGAN

## Management's Discussion and Analysis

**Government-wide Financial Statements.** The government-wide financial statements are designed to provide readers with a broad overview of the County's finances, in a manner similar to a private-sector business.

The statement of net position presents information on all of the County's assets, deferred outflows of resources, and liabilities, with the residual reported as net position. Over time, increases or decreases in net position may serve as a useful indicator of whether the financial position of the County is improving or deteriorating.

The statement of activities presents information showing how the government's net position changed during the most recent fiscal year. All changes in net position are reported as soon as the underlying event giving rise to the change occurs, regardless of the timing of related cash flows. Thus, revenues and expenses are reported in this statement for some items that will only result in cash flows in future fiscal periods (e.g., uncollected taxes and earned but unused vacation leave).

Both of the government-wide financial statements distinguish functions of the County that are principally supported by taxes and intergovernmental revenues (*governmental activities*) from other functions that are intended to recover all or a significant portion of their costs through user fees and charges (*business-type activities*). The governmental activities of the County include legislative, judicial, general government, public safety, public works, health and welfare, community and economic development, and recreation and cultural. The business-type activities include the administration of the delinquent property tax system, public works projects, and the building authority, as well as the operation of the jail commissary.

The government-wide financial statements include not only the County itself (known as the *primary government*), but also a legally separate Central Dispatch Authority (E-911), legally separate Drainage Districts, a legally separate Brownfield Redevelopment Authority, a legally separate Medical Care Facility, a legally separate Road Commission, and a legally separate Community Mental Health Authority for which the County is financially accountable. Financial information for these *component units* is reported separately from the financial information presented for the primary government itself.

**Fund Financial Statements.** A fund is a grouping of related accounts that is used to maintain control over resources that have been segregated for specific activities or objectives. The County, like other state and local governments, uses fund accounting to ensure and demonstrate compliance with finance-related legal requirements. All of the funds of the County can be divided into three categories: governmental funds, proprietary funds, and fiduciary funds.

**Governmental Funds.** Governmental funds are used to account for essentially the same functions reported as governmental activities in the government-wide financial statements. However, unlike the government-wide financial statements, governmental fund financial statements focus on near-term inflows and outflows of spendable resources, as well as on balances of spendable resources available at the end of the fiscal year. Such information may be useful in evaluating a government's near-term financing requirements.

Because the focus of governmental funds is narrower than that of the government-wide financial statements, it is useful to compare the information presented for governmental funds with similar information presented for governmental activities in the government-wide financial statements. By doing so, readers may better understand the long-term impact of the government's near-term financing decisions. Both the governmental funds balance sheet and the governmental funds statement of revenues, expenditures, and changes in fund balances provide a reconciliation to facilitate this comparison between governmental funds and governmental activities.

# COUNTY OF NEWAYGO, MICHIGAN

## Management's Discussion and Analysis

The County maintains several individual governmental funds. Information is presented separately in the governmental funds balance sheet and in the governmental funds statement of revenues, expenditures and changes in fund balances for the general fund, special investigative unit (Central Michigan Enforcement Team or CMET fund), county jail fund, and capital improvement fund, all of which are considered to be major funds. Data for the other governmental funds are combined into a single, aggregated presentation. Individual fund data for each of these nonmajor governmental funds is provided in the form of combining statements elsewhere in this report.

The County adopts an annual appropriated budget for its general fund and special revenue funds. Budgetary comparison statements and schedules have been provided for these funds to demonstrate compliance with this budget. Budgets are adopted for the debt service funds, capital projects funds, and permanent funds, although this information is used for internal purposes only and is not presented in the audited financial statements.

**Proprietary Funds.** The County maintains two different types of proprietary funds. Enterprise funds are used to report the same functions presented as business-type activities in the government-wide financial statements. The County uses enterprise funds to account for collection and administration of delinquent property taxes, compliance with public act 123, sanitary sewer construction for other local units, the jail commissary, and activity of the building authority. Internal service funds are used to accumulate and allocate costs internally among the County's various functions. The County uses internal service funds to account for its motor pool, building renovations, risk management and employee benefit programs. Because these services predominately benefit governmental rather than business-type functions, they have been included within governmental activities in the government-wide financial statements.

Proprietary funds provide the same type of information as the government-wide financial statements, only in more detail. The proprietary fund financial statements provide separate information for the 2012 and prior delinquent tax fund, 2014 delinquent tax fund, sanitary sewer construction fund, and P.A. 123 fund which are considered to be major funds of the County. The County's internal service funds are presented in the proprietary fund financial statements in the Governmental Activities - Internal Service Funds column.

**Fiduciary Funds.** Fiduciary funds are used to account for resources held for the benefit of parties outside the government. Fiduciary funds are not reflected in the government-wide financial statements because the resources of those funds are not available to support the County's own programs. The accounting used for fiduciary funds is much like that used for proprietary funds.

**Notes to the Financial Statements.** The notes provide additional information that is essential to a full understanding of the data provided in the government-wide and fund financial statements.

**Other Information.** In addition to the basic financial statements and accompanying notes, this report also presents certain information concerning the County's progress in funding its obligation to provide pension and other postemployment benefits to its employees.

### Government-wide Financial Analysis

As previously stated, net position may serve over time as a useful indicator of a government's financial position. In the case of Newaygo County, assets and deferred outflows exceeded liabilities by \$33,619,017 at the close of the most recent fiscal year.

# COUNTY OF NEWAYGO, MICHIGAN

## Management's Discussion and Analysis

	Net Position					
	Governmental Activities		Business-type Activities		Total	
	2015	2014	2015	2014	2015	2014
<b>Assets</b>						
Current and other assets	\$ 17,582,762	\$ 17,965,132	\$ 20,570,876	\$ 20,073,592	\$ 38,153,638	\$ 38,038,724
Capital assets, net	17,199,185	17,616,263	18,403	25,840	17,217,588	17,642,103
<b>Total assets</b>	<b>34,781,947</b>	<b>35,581,395</b>	<b>20,589,279</b>	<b>20,099,432</b>	<b>55,371,226</b>	<b>55,680,827</b>
<b>Deferred outflows of resources</b>	<b>1,196,244</b>	<b>146,136</b>	<b>65,851</b>	<b>75,853</b>	<b>1,262,095</b>	<b>221,989</b>
<b>Liabilities</b>						
Long-term liabilities	12,067,627	13,201,843	4,456,884	5,249,193	16,524,511	18,451,036
Other liabilities	6,405,154	1,941,907	84,639	129,750	6,489,793	2,071,657
<b>Total liabilities</b>	<b>18,472,781</b>	<b>15,143,750</b>	<b>4,541,523</b>	<b>5,378,943</b>	<b>23,014,304</b>	<b>20,522,693</b>
<b>Net position</b>						
Net investment in capital assets	5,659,573	4,981,320	18,403	25,840	5,677,976	5,007,160
Restricted	2,140,832	2,163,782	556,024	328,765	2,696,856	2,492,547
Unrestricted	9,705,005	13,438,679	15,539,180	14,441,737	25,244,185	27,880,416
<b>Total net position</b>	<b>\$ 17,505,410</b>	<b>\$ 20,583,781</b>	<b>\$ 16,113,607</b>	<b>\$ 14,796,342</b>	<b>\$ 33,619,017</b>	<b>\$ 35,380,123</b>

A significant portion of the County's net position of \$5,677,976 (16.9%) represents its investment in capital assets (e.g., land, buildings, vehicles and equipment), less any related outstanding debt used to acquire those assets. The County uses these capital assets to provide services to citizens; consequently, these assets are not available for future spending. Although the County's investment in its capital assets is reported net of related debt, it should be noted that the resources needed to repay this debt must be provided from other sources since the capital assets themselves cannot be used to liquidate these liabilities.

An additional portion of the County's net position of \$2,696,856 (8.0%) represents resources that are subject to external restrictions on how they can be used. The remaining balance of unrestricted net position (\$25,244,185 or 75.1%) may be used to meet the County's ongoing obligations to citizens and creditors.

The largest amount of County assets is cash, cash equivalents, and investments. This level of cash and investments is considered favorable as most entities report capital assets as their largest asset.

# COUNTY OF NEWAYGO, MICHIGAN

## Management's Discussion and Analysis

	Change in Net Position					
	Governmental Activities		Business-type Activities		Total	
	2015	2014	2015	2014	2015	2014
<b>Revenues</b>						
Program revenues:						
Charges for services	\$ 7,917,948	\$ 7,854,001	\$ 1,561,263	\$ 1,540,169	\$ 9,479,211	\$ 9,394,170
Operating grants	4,570,082	4,603,574	274,197	242,581	4,844,279	4,846,155
Capital grants	16,501	71,181	-	-	16,501	71,181
General revenues:						
Property taxes	9,908,362	9,685,270	-	-	9,908,362	9,685,270
Unrestricted grants	1,642,261	844,496	-	-	1,642,261	844,496
Unrestricted investment earnings	67,603	211,936	229	139	67,832	212,075
Gain on sale of capital assets	8,970	-	-	-	8,970	-
<b>Total revenues</b>	<b>24,131,727</b>	<b>23,270,458</b>	<b>1,835,689</b>	<b>1,782,889</b>	<b>25,967,416</b>	<b>25,053,347</b>
<b>Expenses</b>						
General government	4,981,055	4,718,312	-	-	4,981,055	4,718,312
Public safety	8,810,193	8,708,353	-	-	8,810,193	8,708,353
Public works	58,998	23,637	-	-	58,998	23,637
Health and welfare	4,302,441	4,307,772	-	-	4,302,441	4,307,772
Recreation and cultural	560,234	470,209	-	-	560,234	470,209
Legislative	359,357	328,889	-	-	359,357	328,889
Judicial	3,713,092	3,491,240	-	-	3,713,092	3,491,240
Community and economic development	351,251	340,585	-	-	351,251	340,585
Interest on long-term debt	397,148	380,845	-	-	397,148	380,845
Delinquent tax admin	-	-	272,620	277,151	272,620	277,151
Public works projects	-	-	104,755	116,933	104,755	116,933
Jail commissary	-	-	37,598	77,097	37,598	77,097
Building authority	-	-	73,451	68,942	73,451	68,942
<b>Total expenses</b>	<b>23,533,769</b>	<b>22,769,842</b>	<b>488,424</b>	<b>540,123</b>	<b>24,022,193</b>	<b>23,309,965</b>
Change in net position, before transfers	597,958	500,616	1,347,265	1,242,766	1,945,223	1,743,382
Transfers	30,000	440,258	(30,000)	(440,258)	-	-
Change in net position	627,958	940,874	1,317,265	802,508	1,945,223	1,743,382
Net position, beginning of year	20,583,781	19,642,907	14,796,342	13,993,834	35,380,123	33,636,741
Restatement for GASB 68	(3,706,329)	-	-	-	(3,706,329)	-
	16,877,452	19,642,907	14,796,342	13,993,834	31,673,794	33,636,741
<b>Net position, end of year</b>	<b>\$ 17,505,410</b>	<b>\$ 20,583,781</b>	<b>\$ 16,113,607</b>	<b>\$ 14,796,342</b>	<b>\$ 33,619,017</b>	<b>\$ 35,380,123</b>

The County's net position increased by \$1,945,223 during the last fiscal year.

Governmental Activities. Governmental activities increased the County's net position by \$627,958.



## COUNTY OF NEWAYGO, MICHIGAN

### Management's Discussion and Analysis

Revenues (Statement of Activities) - Revenues increased by \$861,269 or 3.7% in 2015 from the prior year. There are several revenue sources with variances as follows:

Charges for services. Program charges for services increased slightly by \$63,947 or 0.81%.

Operating grants and contributions. Program grant revenue decreased slightly \$33,492 or 0.72%.

Capital grants and contributions. Program capital grants and contributions decreased by \$54,680 or 76.8%. The main cause for the decrease is related to Emergency Service's Homeland Security Grant Program and the non-cash assistance received from West Michigan Shoreline Regional Development Commission (WMSRDC) related to the program. These revenues vary depending on the scope of the projects for the fiscal year.

Property taxes. Property taxes increased by \$223,092 or 2.3% which is consistent with the increases in taxable value.

Unrestricted grants and contributions. Unrestricted grants and contributions increased \$797,765 or 94.5%. The main factors involved with this increase are the distribution of excess net assets from Michigan Municipal Risk Management Authority (MMRMA) and the Michigan Association of Counties Workers Compensation Fund (MACWCF). In addition, State Revenue Sharing/County Incentive Program revenues increased by \$188,785 from the prior year.

Unrestricted investment earnings. Unrestricted investment earnings decreased \$144,333 or 68.1%. The main cause for the decrease is related to reclassifying the net asset distributions.

#### Expenses for Governmental Activities (Statement of Activities)

Legislative. Legislative activities include expenses related to the Board of Commissioners.

Judicial. Judicial activities include expenses related to the administration of the circuit court/friend of the court, district court, probate court, jury board, county guardian, and the county law library.

General government. General government activities include expenses related to support departments of the county such as administration, clerk, treasurer, register of deeds, equalization, prosecuting attorney, drain commission/soil erosion, finance, and payroll.

Public safety. Public safety activities include expenses related to the sheriff's office and road patrol, animal control, county jail, emergency services, and building safety and permits.

Public works. Public works activities include expenses related to the board of public works and the county drain tax at large.

Health and welfare. Health and welfare activities include expenses related to the medical examiner services, child care, commission on aging, and veterans' services.

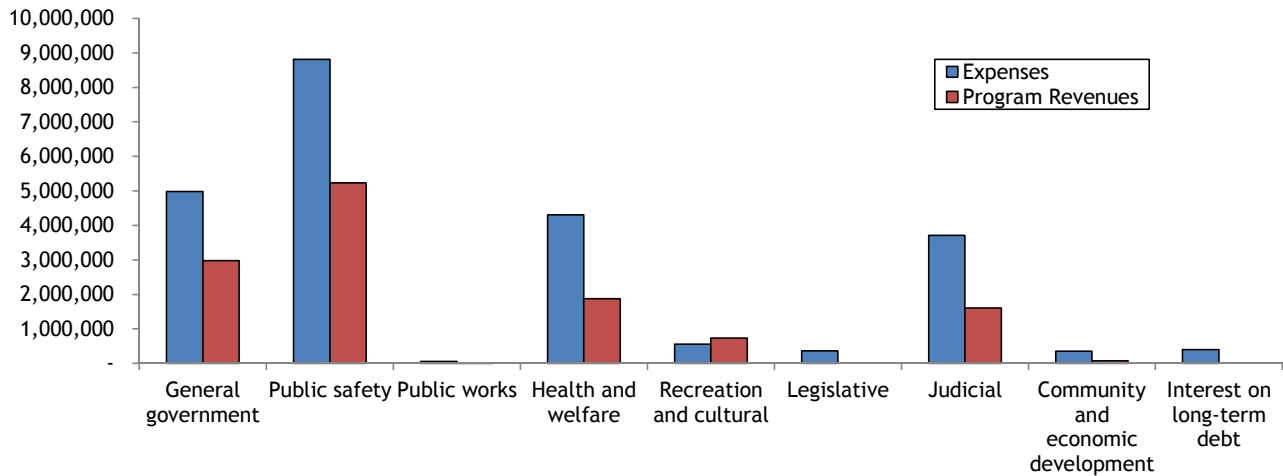
Recreation and cultural. Recreation and cultural activities include expenses related to the county parks system.

Community and economic development. Community and economic development activities include expenses related to land use educator services and community development programs.

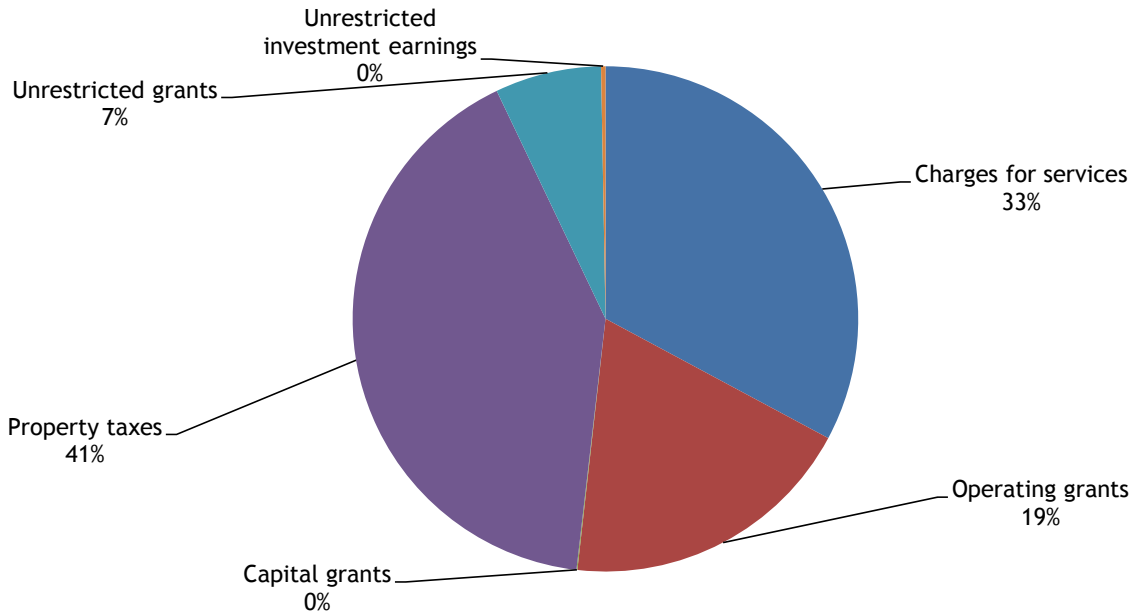
# COUNTY OF NEWAYGO, MICHIGAN

## Management's Discussion and Analysis

Expenses and Program Revenues - Governmental Activities



Revenues by Source - Governmental Activities



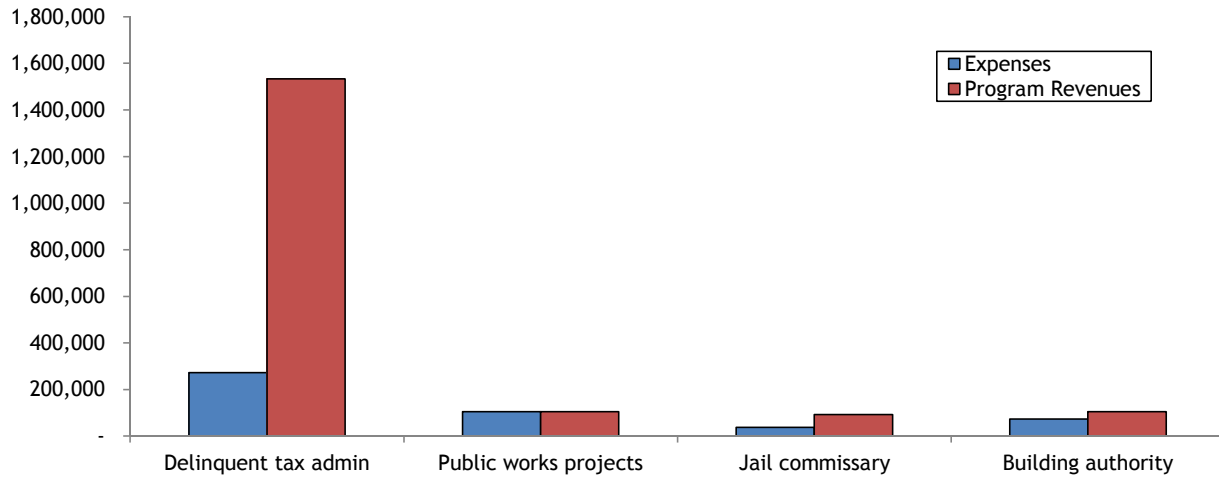
**Business-type Activities.** Business type activities increased the County's net position by \$1,317,265. The key revenues for the business type activities are penalties and interest on delinquent taxes, proceeds from tax sales, and investment income. The primary reason for the increase in net position is expenses related to delinquent taxes were minimal.

Business-type activities are classified as enterprise funds which include delinquent taxes, P.A. 123 activities, principal residence exemption audits, operations of the jail commissary, and general obligation bonds which are offset by capital leases receivable.

# COUNTY OF NEWAYGO, MICHIGAN

## Management's Discussion and Analysis

### Expenses and Program Revenues - Business-type Activities



### Financial Analysis of the County's Funds

As noted earlier, the County uses fund accounting to ensure and demonstrate compliance with finance-related legal requirements. The fund financial statements provide detailed information about the most significant funds, not the County as a whole. The County uses funds to help manage money for specific purposes as well as to show accountability for certain activities such as a special property tax millage or grant funded programs. The County's major funds for 2015 include the General Fund, Special Investigative Unit (Central Michigan Enforcement Team), County Jail, Capital Improvements, Delinquent Tax Administration, P.A. 123 Funds, and Sanitary Sewer Construction Debt Service.

**Governmental Funds.** The focus of the County's governmental funds is to provide information on near-term inflows, outflows, and balances of spendable resources. Such information is useful in assessing the County's financing requirements. In particular, unassigned fund balance may serve as a useful measure of a government's net resources available for spending at the end of the fiscal year.

The County general fund is the chief operating fund of the County. When utilizing the GAAP Basis, at the end of the 2015 fiscal year, the County's ending fund balance for the general fund was \$2,820,139. Of that amount \$307,018 is nonspendable, \$102,785 is restricted, \$41,382 is committed, \$235,618 is assigned, and \$2,133,336 is unassigned.

Nonmajor funds increased their collective fund balances (GAAP Basis) by \$180,132 from \$3,985,560 at the beginning of the year to an ending balance of \$4,165,692. Of that amount \$1,126,178 is nonspendable, \$973,073 is restricted, \$964,871 is committed, and \$1,101,570 is assigned.

### Revenues (Statement of Revenues, Expenditures and Changes in Fund Balance)

**Charges for services.** Charges for services in the governmental funds totaled \$7,513,692. The amount was generated by general fund charges of \$2,262,633, county jail fund charges of \$2,623,831, and nonmajor fund charges of \$2,627,228. The total reflected an overall increase of \$150,305 from the previous year. The \$150,305 overall increase is related mainly to additional revenues from the county parks system and commission on aging programs.

**Property taxes.** Property taxes totaled \$9,922,262. This amount marked a increase of \$250,591 from the prior year. As a GAAP Basis property taxes for the general fund increased just over 3% or \$215,776. Property taxes also increased for the sheriff road patrol fund \$14,241, the soldiers' relief fund \$1,355, the commission on aging fund \$7,122, and for debt service \$12,097.

# COUNTY OF NEWAYGO, MICHIGAN

## Management's Discussion and Analysis

Investment earnings and rentals. Investment earnings and rentals totaled \$196,442. The general fund totaled \$190,293. This amount was a decrease over the prior year. Historical information on interest earnings and rentals of the general fund is presented in the following table:

Fiscal Year	Investment Earnings and Rentals
2015	\$ 190,293
2014	191,810
2013	88,066
2012	168,733
2011	164,906
2010	254,119
2009	239,631
2008	383,103
2007	335,655

### Expenditures (Statement of Revenues, Expenditures and Changes in Fund Balance)

General government. General government expenditures were \$3,955,107. The general government category equated to approximately 16.5% of the total expenditures. This total was a 1.1% decrease from the previous year. Some of the departments included within the general government category include the Prosecutor, Administrator, Accounting, Clerk, Treasurer, Equalization, Personnel, and Payroll. The departments with the highest expenditures within the general government category of the general fund were the Prosecutor, \$700,218 (18%); Equalization, \$555,778 (14%); Treasurer \$448,749 (11%); Register of deeds \$336,578 (9%); and Clerk \$311,651 (8%).

Public safety. Public safety expenditures totaled \$8,669,151 which was a \$206,668 (2.3%) decrease from the prior year. This category contains portions of the general fund (including animal control), the county jail fund, and the special investigative unit, as well as the Nonmajor Governmental funds of the sheriff's reserves, crime victim's rights, sheriff's road patrol, law enforcement, building inspection, transport for the jail, drug law enforcement, county jail trustee management, emergency services and law enforcement technology. The county jail had the largest decrease in expenditures from the prior year of \$221,347 (5.2%). This was attributable to decreased costs due to various staffing changes within the county jail, food and health services for inmates, public utilities, and insurance.

Health and welfare. Health and welfare expenditures totaled \$4,245,876. The amount marks an overall decrease from the prior year of \$74,614 (1.7%). Of the funds in this category, decreases in expenditures occurred in the commission on aging mainly due to various staffing changes of \$48,399 (1.1%); social services \$41,770 (1%); soldier's relief fund and the veterans' trust fund experienced a lower cost for services provided to veterans compared to the prior year of \$27,879 (0.7%) and \$1,429 (0.03%) respectively. Increases occurred in the general fund of \$5,254 (0.12%) due to higher costs for medical examiner services and child care fund of \$39,609 (0.93%) mostly related to placement costs of youth into juvenile facilities.

Recreation and cultural. Recreation and cultural expenditures were \$551,711 which was an increase of \$68,116 or 14.1% from the previous year. This category is made up of the County parks. The primary factors driving the increase included necessary repair of a washed out area from a flood event at the sandy beach campground along with setup and furnishing costs for new cabins located at diamond lake and white cloud campgrounds.

Legislative. Legislative expenditures were \$328,743. The expenditures are an overall decrease from the previous year of \$27,922 (7.9%). Expenditure reductions are reflected in overall travel costs, annual dues, and fringe benefit charges for the board of commissioners.

## COUNTY OF NEWAYGO, MICHIGAN

### Management's Discussion and Analysis

Judicial. Judicial expenditures were \$3,578,543 which included general fund expenditures and other governmental funds. The expenditures were a decrease of \$77,344 (2.2%) from the previous year. The largest decreases were in the Friend of the Court, \$83,307 (9.4%); and Circuit Court Juvenile \$35,848 (14.9%) which primarily stemmed from savings in personnel costs due to staffing changes during the fiscal year.

Community and economic development. Community and economic development expenditures were \$358,858 which is a slight decrease of \$24 (0.007%) from the previous year. This category includes programs related to economic and community development and land use. These programs include housing projects for low income individuals, activity to expand the economic activity within the County, and land use and planning related endeavors.

#### General Fund Budgetary Highlights

The County makes numerous budget amendments throughout the year based upon the realization of anticipated revenues and expenditures. Primarily, budget variances or amendments for the 2015 fiscal year were attributable to revenues being more than anticipated and other program changes. A few significant variances worth noting are listed below:

- Real property tax revenues were projected at a conservative level when the 2015 budget was adopted in August 2014. With the final taxable value numbers received in April 2015, the budget was amended to anticipate an additional \$26,633 in property revenues representing a 0.37% increase when compared to the original adopted budget.
- The federal grants revenue within the general fund was amended to reflect the receipt of the Section 19 Disaster Contingency Fund grant award for the April 2014 flood event that occurred in Newaygo County. These dollars are reimbursement for costs incurred related to the disaster event for the Road Commission, County Parks, and Emergency Services. The overall award was \$100,000 and was distributed based on a percentage of actual costs incurred as follows: \$85,000 Road Commission; \$11,326 County Parks; and \$3,674 Emergency Services. The Road Commission's portion was a pass-through item within the general fund.
- The use of fund balance for the 2015 fiscal year was amended by \$200,000 to reflect a transfer to the Sandy Beach Construction Fund for the County's share for Phase 1 of the Michigan Department of Natural Resources Waterways Grant for capital improvements at the Sandy Beach campground.
- In 2015, the general fund budget was amended to adjust for significant costs incurred involving a cold case trial where two individuals were adjudicated simultaneously. Extra expenses from this matter included increased costs for items such as indigent attorney fees, jury fees and expenses, witness fees and expenses, added security, transcriptions, and extra jury seating.

The changes made to revenue sharing and recent legislation to eliminate personal property taxes have made the budgeting process extremely difficult. The annual budget is developed between May and July and ultimately approved in August to take effect at the beginning of October. Unfortunately, the timing and process requires a prediction of the taxable value and the Headlee Reduction Fraction well over a year before most of the numbers actually become known. This has caused a natural move towards a more conservative estimate of the anticipated property tax revenue and the potential for greater disparity between budgeted and actual figures.

# COUNTY OF NEWAYGO, MICHIGAN

## Management's Discussion and Analysis

To further compound budget challenges, Newaygo County is one of only a handful of counties that still determines and levies its annual general fund millage through a tax allocation process. Most counties have established a set general operating millage that is then annually subject to the Headlee reduction. Newaygo County, through the tax allocation board, every year in May, holds tax allocation hearings to determine the amount of its levy. The tax allocation board is established by statute and is made up of representatives from the County, local units of government, the Intermediate School District (ISD) and the public. Within state guidelines, the tax allocation board determines a split of a set millage between the County, ISD and the local units of government (townships). The millage is then subject to the Headlee reduction and placed on the Summer tax roll. If, throughout the process, the County is not granted the traditional allocation of the mills, the summer tax levy would be inadequate to supply the revenue needed within the general fund to offset the expenditures that had been incurred in the prior nine months of the fiscal year.

### Capital Assets and Debt Administration

**Capital Assets.** The County's capital assets for its governmental and business-type activities as of September 30, 2015 amounted to \$17,217,588 (net of accumulated depreciation). This investment in capital assets includes land and improvements, buildings and improvements, machinery and equipment, and vehicles. The total decrease in the County's investment in capital assets for the current fiscal year was 2.4%.

Major capital assets acquired during the current fiscal year included the following:

#### Buildings:

Snow jacks (cleats) for Commission on Aging building	\$ 6,360
Electric for cabins at Henning, Diamond Lake, and White Cloud Parks	9,366
Renovations at the Health Services Building	8,806
Two new parks cabins (one at Diamond Lake and one at White Cloud Park)	26,000

#### Equipment/Software:

Kyocera copiers for the Clerk's Office, Sheriff, Drains, and Equalization	38,981
In-car cameras for Sheriff	71,890
One (1) Recon Robotics Robot for the Sheriff's Office (Homeland Security Grant)	16,457
One (1) new K-9 (dual purpose selection tested) for Sheriff	8,000

#### Vehicles:

One (1) 2003 Kawasaki KL-650-A Motorcycle	9,293
Three (3) 2014 Chevrolet Impalas - Police Package for Sheriff's Office	122,460
One (1) 2007 Chevrolet Impala for Sheriff's Process Server	10,725
One (1) 2014 Dodge Caravan for Jail Transport	17,325

	Capital Assets (Net of Depreciation)					
	Governmental Activities		Business-type Activities		Total	
	2015	2014	2015	2014	2015	2014
Land and improvements	\$ 2,532,165	\$ 2,554,379	\$ 12,040	\$ 13,609	\$ 2,544,205	\$ 2,567,988
Construction in progress	192,391	-	-	-	192,391	-
Buildings and improvements	13,553,764	14,168,419	-	-	13,553,764	14,168,419
Office equipment	642,805	610,286	6,363	12,231	649,168	622,517
Vehicles	278,060	283,179	-	-	278,060	283,179
<b>Total capital assets, net</b>	<b>\$ 17,199,185</b>	<b>\$ 17,616,263</b>	<b>\$ 18,403</b>	<b>\$ 25,840</b>	<b>\$ 17,217,588</b>	<b>\$ 17,642,103</b>

Additional information on the County's capital assets can be found in Note 9 of this report.

**Long-term Debt.** At the end of the current fiscal year, the County had outstanding bonds in the amount of \$14,856,180 (\$11,662,000 governmental activities and \$3,194,180 business-type activities). At a minimum, all the bonds are backed by the County's faith and credit.

# COUNTY OF NEWAYGO, MICHIGAN

## Management's Discussion and Analysis

State statutes limit the amount of general obligation debt a governmental entity may issue to 10% of its total assessed valuation. The County's outstanding general obligation debt is significantly below the debt limitation for the County.

	Long-term Debt					
	Governmental Activities		Business-type Activities		Total	
	2015	2014	2015	2014	2015	2014
General obligation bonds	\$ 11,662,000	\$ 12,770,000	\$ 3,194,180	\$ 3,684,180	\$ 14,856,180	\$ 16,454,180
Notes payable	-	-	1,050,000	1,320,000	1,050,000	1,320,000
Premium on bonds payable	10,048	11,079	212,704	245,013	222,752	256,092
Compensated absences	395,579	420,764	-	-	395,579	420,764
<b>Total long-term debt</b>	<b>\$ 12,067,627</b>	<b>\$ 13,201,843</b>	<b>\$ 4,456,884</b>	<b>\$ 5,249,193</b>	<b>\$ 16,524,511</b>	<b>\$ 18,451,036</b>

Additional information on the County long-term debt can be found in Note 10 of this report.

### Economic Factors and Next Year's Budget and Rates

The following factors were considered in preparing the County's budget for the 2016 fiscal year:

- The decline in property values and the rise in foreclosures over the past several years have had a dramatic effect on the property tax levy and the revenue generated by it. For the 2016 fiscal year, a conservative approach has continued and a tax revenue increase of 2.5% (\$178,127) has been budgeted for the County's general fund. It is projected that the road patrol, commission on aging, and veterans' affairs will see increases as well.
- The condition of the state and federal economies will likely continue to result in additional decreases in state and federal funding. The actual magnitude of the decreases will depend on the economy within the State of Michigan and continued budgetary cuts at the federal level. It is likely these decreases will come through changes in grants and long standing funding relationships.
- Revenue Sharing for the County is projected to be \$954,111 for fiscal year 2016. Effective with the 2013 fiscal year, the State implemented new requirements for Revenue Sharing. The County is scheduled to receive \$763,289 as part of the County Revenue Sharing Payment. However, the remaining portion of funds (\$190,822) is subject to the County Incentive Program (CIP). The County must comply with the Accountability and Transparency provision of the CIP to qualify for 20% of the Revenue Sharing total.
- With the property tax levy for the general fund shifting to the summer, at budget time Administration is forced to predict the taxable value, including new construction, and in recent years, reductions due to diminished property values of the County, as well as the anticipated Headlee Rollback over a year in advance.
- Fluctuations in the stock market and its effect on the market value of our defined benefit accounts through MERS, coupled with accelerated payments required from "closed systems" mean an increase in the County's required annual payments to the retirement system.
- The cost for funding the County's ARC (Annual Required Contribution) for OPEB's (Other Post Employment Benefits) has dramatically increased since our first payment in FY 2010. In 2010, a plan was rolled out to gradually reduce the use of one-time dollars and become fully funded through the annual budget process.

## COUNTY OF NEWAYGO, MICHIGAN

### Management's Discussion and Analysis

Highlights of the 2016 budget are as follows:

- Concentrated efforts to attain the most accurate portrait of revenues and expenditures in the budget development phases.
- The 2016 budget incorporates a Capital Improvements Plan.
- Property tax revenues are projected to show an increase of 2.4% for the general fund. It is projected that the road patrol, commission on aging, and veterans affairs will see increases of approximately 2%.
- Interest earnings still remain low.
- The general fund is balanced using \$144,382 of fund balance and \$360,291 from available Land Sale Proceeds. It is hoped that the use of fund balance can be reduced or offset with an increase in property tax revenues.
- The county jail appropriation from the general fund increased from \$1,100,000 to \$1,200,000 for the 2016 fiscal year. With this appropriation, we are positioning ourselves should the extra revenue generated by housing additional federal inmates end. The county jail is also utilizing \$300,000 of the additional revenue generated from the housing of extra federal inmates over the 140 guaranteed contract for its FY 2016 operating budget.
- The road patrol fund is balanced using \$100,000 of the additional revenue generated from the housing of extra federal inmates over the 140 guaranteed contract. The road patrol fund also includes a total appropriation from the general fund of \$782,078.
- Animal control fund revenues from dog licenses have been on a downward trend and are expected to remain stagnant for the 2016 fiscal year. The fund is relying on additional money from the general fund.
- The building safety & permits fund reflects no subsidy from the general fund. The budget contains funding that allows for the office to be open five (5) days a week with two secretarial positions.
- The veterans' affairs budget reflects a strategic approach for the dollars they have available to distribute to clients.
- The budget for retirement reflects an averaging of the defined benefit and defined contribution cost for each benefit group using a percentage based allocation to cover each benefit group's Annual Required Contribution for the retirement system. Extra funding has been incorporated for defined benefit groups that are less than 80% funded.
- The FY 2016 OPEB (Other Post Employment Benefits) ARC (Annual Required Contribution) is fully funded through the budget. The funding mechanisms that are in place will need to be closely monitored since fluctuations in the employee dynamic will affect the revenue stream for the retiree health insurance fund.
- A 3% wage increase has been included for employees, except in cases where bargaining agreements may have stated differently. Temporary employees were not included.
- The 2016 fiscal year budget reflects a 16.17% increase in the departmental charge for health insurance. The annual charge for FY 2015 was \$12,396 per full-time employee. This has been increased to \$14,400 per full-time employee for FY 2016.



## COUNTY OF NEWAYGO, MICHIGAN

### Management's Discussion and Analysis

#### Personnel changes / updates:

- The Assistant Prosecuting Attorney position is expected to remain vacant throughout FY 2016. This position remains in the manning table but has not been budgeted.
- The position of Legal Secretary in the Prosecuting Attorney's Office is expected to remain vacant throughout FY 2016. The position remains in the manning table but has not been budgeted.
- The positions of Senior Meals Program Supervisor and Program Coordinator (Alzheimer's/ADC) are expected to remain vacant throughout FY 2016. The positions remain in the manning table but has not been budgeted.
- The position of IT Specialist in the Information Technology Department is expected to remain vacant throughout FY 2016. The position remains in the manning table but has not been budgeted.
- The County Jail remains at the same staffing level as FY 2015 which is an equivalent of 38 correction officers. In FY 2013, the Jail operated with 33 full-time and 4 part-time corrections officers. The 4 part-time individuals worked 40 hours per week with no full-time benefits. This gave the Jail an equivalent of 37 correction officers. In FY 2014, the 4 part time individuals continued to work 40 hours per week with no full-time benefits and, in addition, 2 new part time positions at 20-25 hours per week were added. This provided the Jail with an equivalent of 38 correction officers.

#### The budget retains funding for the following positions:

- Accountant Position (Treasurer's Office) - funding is provided from PA 123 Operations;
- Register of Deeds Clerk - part time position;
- Animal Shelter Attendant - part time position;
- Volunteer Program Coordinator for Emergency Services Director -part time (partially funded by NACCHO funds)

#### Requests for Information

This financial report is designed to provide a general overview of the County's finances for all those with an interest in the government's finances. Questions concerning any of the information provided in this report or requests for additional information should be addressed to: Donna E. Kipp, Finance Director, 1087 Newell Street, P.O. Box 885, White Cloud, Michigan 49349.

This page intentionally left blank.

## BASIC FINANCIAL STATEMENTS

COUNTY OF NEWAYGO, MICHIGAN

Statement of Net Position  
September 30, 2015

	Primary Government			Component Units
	Governmental Activities	Business-type Activities	Total	
<b>Assets</b>				
Cash and cash equivalents	\$ 10,291,202	\$ 3,508,045	\$ 13,799,247	\$ 10,747,987
Restricted cash and cash equivalents	-	556,024	556,024	565,819
Investments	2,352,616	9,842,725	12,195,341	146
Receivables	4,087,605	6,649,005	10,736,610	3,639,949
Advance to component units	300,000	15,077	315,077	-
Other assets	551,339	-	551,339	1,348,865
Capital assets not being depreciated	2,425,977	-	2,425,977	2,231,657
Capital assets being depreciated, net	14,773,208	18,403	14,791,611	51,309,420
Net pension asset	-	-	-	1,460,311
<b>Total assets</b>	<b>34,781,947</b>	<b>20,589,279</b>	<b>55,371,226</b>	<b>71,304,154</b>
<b>Deferred outflows of resources</b>				
Loss on bond refunding, net	132,436	65,851	198,287	-
Deferred pension amounts	1,063,808	-	1,063,808	619,108
<b>Total deferred outflows of resources</b>	<b>1,196,244</b>	<b>65,851</b>	<b>1,262,095</b>	<b>619,108</b>
<b>Liabilities</b>				
Accounts payable	1,972,480	84,639	2,057,119	4,568,327
Advance from primary government	-	-	-	315,077
Unearned revenue	171,331	-	171,331	168,882
Long-term liabilities:				
Due within one year	1,046,515	517,309	1,563,824	932,074
Due in more than one year	11,021,112	3,939,575	14,960,687	1,372,335
Net pension liability	4,261,343	-	4,261,343	2,258,217
Net other postemployment benefits obligation	-	-	-	2,046,182
<b>Total liabilities</b>	<b>18,472,781</b>	<b>4,541,523</b>	<b>23,014,304</b>	<b>11,661,094</b>
<b>Net position</b>				
Net investment in capital assets	5,659,573	18,403	5,677,976	52,095,654
Restricted for:				
Community and economic development	1,126,178	-	1,126,178	-
Public safety purposes	346,812	-	346,812	6,259
Other state mandated programs	205,576	-	205,576	-
Debt service	462,266	118,115	580,381	-
Property tax foreclosures	-	437,909	437,909	-
Unrestricted	9,705,005	15,539,180	25,244,185	8,160,255
<b>Total net position</b>	<b>\$ 17,505,410</b>	<b>\$ 16,113,607</b>	<b>\$ 33,619,017</b>	<b>\$ 60,262,168</b>

The accompanying notes are an integral part of these financial statements.

# COUNTY OF NEWAYGO, MICHIGAN

## Statement of Activities

For the Year Ended September 30, 2015

Functions / Programs	Expenses	Program Revenues			Net (Expense) Revenue
		Charges for Services	Operating Grants and Contributions	Capital Grants and Contributions	
<b>Primary government</b>					
Governmental activities:					
General government	\$ 4,981,055	\$ 1,788,249	\$ 1,187,436	\$ -	\$ (2,005,370)
Public safety	8,810,193	4,462,564	749,859	16,501	(3,581,269)
Public works	58,998	-	3,297	-	(55,701)
Health and welfare	4,302,441	262,730	1,616,762	-	(2,422,949)
Recreation and cultural	560,234	570,934	161,325	-	172,025
Legislative	359,357	-	-	-	(359,357)
Judicial	3,713,092	828,698	781,506	-	(2,102,888)
Community and economic development	351,251	4,773	69,897	-	(276,581)
Interest on long-term debt	397,148	-	-	-	(397,148)
<b>Total governmental activities</b>	<b>23,533,769</b>	<b>7,917,948</b>	<b>4,570,082</b>	<b>16,501</b>	<b>(11,029,238)</b>
Business-type activities:					
Delinquent tax administration	272,620	1,258,923	274,197	-	1,260,500
Public works projects	104,755	104,755	-	-	-
Jail commissary	37,598	92,914	-	-	55,316
Building authority	73,451	104,671	-	-	31,220
<b>Total business-type activities</b>	<b>488,424</b>	<b>1,561,263</b>	<b>274,197</b>	<b>-</b>	<b>1,347,036</b>
<b>Total primary government</b>	<b>\$ 24,022,193</b>	<b>\$ 9,479,211</b>	<b>\$ 4,844,279</b>	<b>\$ 16,501</b>	<b>\$ (9,682,202)</b>
<b>Component units</b>					
Central Dispatch Authority	\$ 929,006	\$ 775,334	\$ 383,140	\$ -	\$ 229,468
Drain Commissioner	503,064	-	-	468,183	(34,881)
Brownfield Redevelopment Authority	136,982	27,252	8,633	-	(101,097)
Roads	10,159,561	1,279,802	6,673,942	3,172,852	967,035
Medical care	11,344,561	11,236,959	-	-	(107,602)
Community Mental Health	11,816,708	11,157,561	838,919	-	179,772
<b>Total component units</b>	<b>\$ 34,889,882</b>	<b>\$ 24,476,908</b>	<b>\$ 7,904,634</b>	<b>\$ 3,641,035</b>	<b>\$ 1,132,695</b>

continued...

# COUNTY OF NEWAYGO, MICHIGAN

## Statement of Activities For the Year Ended September 30, 2015

	Primary Government			Component Units
	Governmental Activities	Business-type Activities	Total	
Changes in net position				
Net (expense) revenue	\$ (11,029,238)	\$ 1,347,036	\$ (9,682,202)	\$ 1,132,695
General revenues:				
Property taxes	9,908,362	-	9,908,362	28,477
Grants and contributions not restricted to specific programs	1,642,261	-	1,642,261	-
Unrestricted investment earnings	67,603	229	67,832	8,330
Gain on sale of capital assets	8,970	-	8,970	300
Transfers - internal activities	30,000	(30,000)	-	-
Total general revenues and transfers	11,657,196	(29,771)	11,627,425	37,107
Change in net position	627,958	1,317,265	1,945,223	1,169,802
Net position, beginning of year, as restated	16,877,452	14,796,342	31,673,794	59,092,366
Net position, end of year	\$ 17,505,410	\$ 16,113,607	\$ 33,619,017	\$ 60,262,168

concluded

The accompanying notes are an integral part of these financial statements.

This page intentionally left blank.

# COUNTY OF NEWAYGO, MICHIGAN

## Balance Sheet Governmental Funds September 30, 2015

	General	Special Investigative Unit (2073)	County Jail (213)
<b>Assets</b>			
Cash and cash equivalents	\$ 42,309	\$ 527,181	\$ 182,441
Investments	2,102,616	-	-
Receivables:			
Accounts	79,320	-	15,370
Loans	-	-	-
Taxes	1,442,156	-	-
Due from other governments	216,541	26,439	229,199
Due from other funds	164,720	-	-
Advance to component unit	300,000	-	-
Prepays	7,018	-	-
<b>Total assets</b>	<b>\$ 4,354,680</b>	<b>\$ 553,620</b>	<b>\$ 427,010</b>
<b>Liabilities</b>			
Interfund payable	\$ 192,530	\$ -	\$ -
Accounts payable	296,548	29,329	38,836
Accrued expenditures	200,368	4,920	103,614
Due to other governments	-	400,348	-
Due to other funds	14,096	-	-
Unearned revenue	90,737	-	5,344
<b>Total liabilities</b>	<b>794,279</b>	<b>434,597</b>	<b>147,794</b>
<b>Deferred inflows of resources</b>			
Unavailable revenues - property taxes	740,262	-	-
<b>Fund balances</b>			
Nonspendable	307,018	-	-
Restricted	102,785	119,023	30,044
Committed	41,382	-	249,172
Assigned	235,618	-	-
Unassigned	2,133,336	-	-
<b>Total fund balances</b>	<b>2,820,139</b>	<b>119,023</b>	<b>279,216</b>
<b>Total liabilities, deferred inflows of resources and fund balances</b>	<b>\$ 4,354,680</b>	<b>\$ 553,620</b>	<b>\$ 427,010</b>

The accompanying notes are an integral part of these financial statements.



Capital Improvement (402)	Nonmajor Governmental Funds	Totals
\$ 2,352,319	\$ 2,922,133	\$ 6,026,383
-	250,000	2,352,616
-	76,812	171,502
-	1,126,178	1,126,178
-	-	1,442,156
-	414,753	886,932
-	23,416	188,136
-	-	300,000
-	-	7,018
<u>\$ 2,352,319</u>	<u>\$ 4,813,292</u>	<u>\$ 12,500,921</u>
\$ -	\$ 6,822	\$ 199,352
12,125	201,244	578,082
-	206,453	515,355
-	23,846	424,194
-	133,985	148,081
-	75,250	171,331
<u>12,125</u>	<u>647,600</u>	<u>2,036,395</u>
-	-	740,262
-	1,126,178	1,433,196
-	973,073	1,224,925
2,340,194	964,871	3,595,619
-	1,101,570	1,337,188
-	-	2,133,336
<u>2,340,194</u>	<u>4,165,692</u>	<u>9,724,264</u>
<u>\$ 2,352,319</u>	<u>\$ 4,813,292</u>	<u>\$ 12,500,921</u>

# COUNTY OF NEWAYGO, MICHIGAN

## Reconciliation

Fund Balances for Governmental Funds  
to Net Position of Governmental Activities  
September 30, 2015

Fund balances - total governmental funds	\$ 9,724,264
Amounts reported for <i>governmental activities</i> in the statement of net position are different because:	
Capital assets used in governmental activities are not financial resources, and therefore are not reported in the fund statements.	
Capital assets not being depreciated	2,425,977
Capital assets being depreciated, net	14,773,208
Less amounts accounted for in governmental-type internal service funds	(327,032)
The focus of governmental funds is on short-term financing. Accordingly, some assets will not be available to pay for current-period expenditures. Those assets (such as certain receivables) are offset by deferred inflows of resources in the governmental funds, and thus are not included in fund balance.	
Deferred inflows of resources for property taxes receivable	740,262
Internal service funds are used by management to charge the costs of certain activities, such as insurance and other centralized costs, to individual funds. The assets and liabilities of certain internal service funds are included in governmental activities.	
Net position of internal service funds accounted for in governmental activities	5,367,198
Certain liabilities and deferred outflows of resources, such as bonds payable, are not due and payable in the current period, and therefore are not reported in the funds.	
Loss on advance bond refunding, net	132,436
Bonds payable and net issuance premium	(11,672,048)
Compensated absences	(395,579)
Less amounts accounted for in governmental-type internal service funds	25,508
Accrued interest on long-term liabilities	(91,249)
Certain pension-related amounts, such as the net pension liability and deferred amounts are not due and payable in the current period or do not represent current financial resources and therefore are not reported in the funds.	
Net pension liability	(4,261,343)
Deferred outflows related to the net pension liability	1,063,808
Net position of governmental activities	<u>\$ 17,505,410</u>

The accompanying notes are an integral part of these basic financial statements.

This page intentionally left blank.

# COUNTY OF NEWAYGO, MICHIGAN

## Statement of Revenues, Expenditures and Changes in Fund Balances

Governmental Funds

For the Year Ended September 30, 2015

	General	Special Investigative Unit (2073)	County Jail (213)
<b>Revenues</b>			
Taxes	\$ 7,260,862	\$ -	\$ -
Intergovernmental:			
Federal	447,442	87,537	447
State	1,880,047	-	-
Local	132,337	-	-
Licenses and permits	46,544	-	-
Fines and forfeitures	52,406	-	-
Charges for services	2,262,633	-	2,623,831
Interest and rentals	190,293	482	-
Contributions from private sources	69,160	220,084	-
Other revenues/reimbursements	63,368	-	127,649
<b>Total revenues</b>	<b>12,405,092</b>	<b>308,103</b>	<b>2,751,927</b>
<b>Expenditures</b>			
Current:			
Legislative	328,743	-	-
Judicial	2,764,006	-	-
General government	3,884,481	-	-
Public safety	1,116,056	246,356	4,040,705
Public works	58,968	-	-
Health and welfare	867,045	-	-
Community and economic development	137,752	-	-
Recreation and cultural	-	-	-
Other	242,738	-	-
Debt service:			
Principal	-	-	-
Interest	-	-	-
Bond issuance costs	-	-	-
Capital outlay	275,902	-	-
<b>Total expenditures</b>	<b>9,675,691</b>	<b>246,356</b>	<b>4,040,705</b>
<b>Revenues over (under) expenditures</b>	<b>2,729,401</b>	<b>61,747</b>	<b>(1,288,778)</b>
<b>Other financing sources (uses)</b>			
Issuance of refunding bonds	-	-	-
Payments to refunded bond escrow agent	-	-	-
Transfers in	1,005,808	-	1,568,391
Transfers out	(3,751,510)	-	(64,197)
<b>Total other financing sources (uses)</b>	<b>(2,745,702)</b>	<b>-</b>	<b>1,504,194</b>
<b>Net change in fund balances</b>	<b>(16,301)</b>	<b>61,747</b>	<b>215,416</b>
<b>Fund balances, beginning of year</b>	<b>2,836,440</b>	<b>57,276</b>	<b>63,800</b>
<b>Fund balances, end of year</b>	<b>\$ 2,820,139</b>	<b>\$ 119,023</b>	<b>\$ 279,216</b>

The accompanying notes are an integral part of these financial statements.

Capital Improvement (402)	Nonmajor Governmental Funds	Totals
\$ -	\$ 2,661,400	\$ 9,922,262
-	799,889	1,335,315
-	841,552	2,721,599
-	190,447	322,784
-	5,292	51,836
-	7,923	60,329
-	2,627,228	7,513,692
-	5,667	196,442
1,118	860,538	1,150,900
-	28,026	219,043
<u>1,118</u>	<u>8,027,962</u>	<u>23,494,202</u>
-	-	328,743
-	814,537	3,578,543
-	70,626	3,955,107
-	3,266,034	8,669,151
-	-	58,968
-	3,378,831	4,245,876
-	221,106	358,858
-	551,711	551,711
-	-	242,738
-	1,150,000	1,150,000
-	325,692	325,692
-	42,021	42,021
14,361	184,696	474,959
<u>14,361</u>	<u>10,005,254</u>	<u>23,982,367</u>
<u>(13,243)</u>	<u>(1,977,292)</u>	<u>(488,165)</u>
-	1,117,000	1,117,000
-	(1,100,779)	(1,100,779)
-	2,843,412	5,417,611
(139,756)	(702,209)	(4,657,672)
<u>(139,756)</u>	<u>2,157,424</u>	<u>776,160</u>
(152,999)	180,132	287,995
<u>2,493,193</u>	<u>3,985,560</u>	<u>9,436,269</u>
<u>\$ 2,340,194</u>	<u>\$ 4,165,692</u>	<u>\$ 9,724,264</u>

# COUNTY OF NEWAYGO, MICHIGAN

## Reconciliation

Net Changes in Fund Balances for Governmental Funds  
to Change in Net Position of Governmental Activities  
For the Year Ended September 30, 2015

Net change in fund balances - total governmental funds	\$ 287,995
Amounts reported for <i>governmental activities</i> in the statement of activities are different because:	
Governmental funds report capital outlays as expenditures. However, in the statement of activities, the cost of those assets is allocated over their estimated useful lives and reported as depreciation expense.	
Capital assets purchased / constructed	422,224
Donated capital assets	9,293
Depreciation expense	(897,564)
Revenues in the statement of activities that do not provide current financial resources are not reported as revenues in the funds, but rather are deferred to the following year.	
Net change in deferred property taxes receivable	(13,900)
Bond proceeds provide current financial resources to governmental funds in the period issued, but issuing bonds increases long-term liabilities in the statement of net position. Repayment of bond principal is an expenditure in the governmental funds, but the repayment reduces long-term liabilities in the statement of net position.	
Issuance of refunding bonds payable	(1,117,000)
Payment to refunding bond escrow agent	1,100,779
Principal payments on long-term liabilities	1,150,000
Amortization of premium on long-term debt	1,031
Amortization of deferred loss on bond refunding	(13,700)
Some expenses reported in the statement of activities do not require the use of current financial resources and therefore are not reported as expenditures in governmental funds.	
Change in accrued interest payable on long-term debt	(16,766)
Change in the accrual for compensated absences	24,932
Change in the net pension liability and related deferred amounts	508,794
An internal service fund is used by management to charge the costs of certain services to individual governmental funds. The net revenue (expense) attributable to those funds is reported with governmental activities.	
Net operating income (loss) from governmental activities in internal service funds	(723,145)
Interest income from internal service funds	310
Gain on sale of capital assets from internal service funds	8,970
Net other nonoperating revenue (expense) from internal service funds	625,644
Internal activities (transfers) accounted for in internal service funds	(729,939)
Change in net position of governmental activities	<u>\$ 627,958</u>

The accompanying notes are an integral part of these basic financial statements.

# COUNTY OF NEWAYGO, MICHIGAN

## Statement of Revenues, Expenditures and Changes in Fund Balance Budget (Non-GAAP Budgetary Basis) and Actual - General Fund For the Year Ended September 30, 2015

	Original Budget	Final Budget	Actual	Actual Over (Under) Final Budget
<b>Revenues</b>				
Taxes:				
Real and personal property taxes	\$ 7,110,044	\$ 7,136,677	\$ 7,243,161	\$ 106,484
Other taxes	6,000	7,979	3,801	(4,178)
Total taxes	<u>7,116,044</u>	<u>7,144,656</u>	<u>7,246,962</u>	<u>102,306</u>
Intergovernmental:				
Federal	339,168	432,516	447,442	14,926
State	1,873,055	1,862,017	1,880,047	18,030
Local	128,110	135,316	132,337	(2,979)
Total intergovernmental	<u>2,340,333</u>	<u>2,429,849</u>	<u>2,459,826</u>	<u>29,977</u>
Licenses and permits	<u>54,000</u>	<u>46,264</u>	<u>46,544</u>	<u>280</u>
Fines and forfeitures	<u>62,000</u>	<u>51,085</u>	<u>52,406</u>	<u>1,321</u>
Charges for services	<u>2,166,873</u>	<u>2,255,628</u>	<u>2,262,633</u>	<u>7,005</u>
Interest and rentals:				
Interest revenue	44,507	41,371	66,607	25,236
Rentals	125,959	125,959	123,686	(2,273)
Total interest and rentals	<u>170,466</u>	<u>167,330</u>	<u>190,293</u>	<u>22,963</u>
Contributions from private sources	<u>42,479</u>	<u>43,011</u>	<u>69,160</u>	<u>26,149</u>
Other revenues/reimbursements:				
Reimbursements	78,280	122,882	62,971	(59,911)
Other revenues	1,500	390	397	7
Total other revenues/reimbursements	<u>79,780</u>	<u>123,272</u>	<u>63,368</u>	<u>(59,904)</u>
Total revenues	<u>12,031,975</u>	<u>12,261,095</u>	<u>12,391,192</u>	<u>130,097</u>
<b>Expenditures</b>				
Legislative:				
Board of Commissioners	<u>354,343</u>	<u>349,234</u>	<u>328,743</u>	<u>(20,491)</u>

continued...

# COUNTY OF NEWAYGO, MICHIGAN

## Statement of Revenues, Expenditures and Changes in Fund Balance

Budget (Non-GAAP Budgetary Basis) and Actual - General Fund

For the Year Ended September 30, 2015

	Original Budget	Final Budget	Actual	Actual Over (Under) Final Budget
<b>Expenditures (continued)</b>				
<b>Judicial:</b>				
27th Circuit Court - Newaygo	\$ 556,370	\$ 656,538	\$ 651,662	\$ (4,876)
27th Circuit Court - Oceana	27,995	25,776	25,015	(761)
Circuit Court Probation	26,040	25,903	26,222	319
Circuit Court Clerk	271,618	269,865	264,699	(5,166)
Circuit Court - Juvenile Division	235,821	205,086	205,681	595
District Court	1,106,192	1,104,442	1,097,415	(7,027)
Jury Board	12,289	12,123	10,637	(1,486)
Probate Court	434,537	432,052	428,071	(3,981)
Court Guardian	54,604	54,604	54,604	-
<b>Total judicial</b>	<b>2,725,466</b>	<b>2,786,389</b>	<b>2,764,006</b>	<b>(22,383)</b>
<b>General government:</b>				
Administrator	273,079	257,881	250,963	(6,918)
Accounting	275,608	280,061	270,365	(9,696)
Clerk	325,523	321,610	311,651	(9,959)
Board of review	1,088	1,088	780	(308)
Treasurer	488,853	454,377	448,749	(5,628)
Equalization	602,044	563,111	555,778	(7,333)
Cooperative extension	144,205	144,205	143,276	(929)
Civil counsel	15,013	25,075	19,032	(6,043)
Prosecutor	703,692	704,792	700,218	(4,574)
Register of deeds	352,951	344,436	336,578	(7,858)
Personnel	94,389	90,482	89,491	(991)
Surveyor	117,178	82,570	86,140	3,570
Drain Commissioner	280,340	260,380	254,369	(6,011)
Payroll	68,195	64,231	63,904	(327)
Courtesy desk/mail	30,351	30,351	29,746	(605)
Drain maintenance and construction	103,507	136,193	135,694	(499)
Soil erosion/conservation	6,416	6,516	5,736	(780)
Elections	122,484	183,989	182,011	(1,978)
<b>Total general government</b>	<b>4,004,916</b>	<b>3,951,348</b>	<b>3,884,481</b>	<b>(66,867)</b>
<b>Public safety:</b>				
Sheriff's department	768,187	779,349	772,505	(6,844)
Courthouse security	40,842	53,663	52,907	(756)
Regional drug force contract	134	134	134	-
Marine law enforcement	39,020	59,593	59,581	(12)

continued...



# COUNTY OF NEWAYGO, MICHIGAN

## Statement of Revenues, Expenditures and Changes in Fund Balance Budget (Non-GAAP Budgetary Basis) and Actual - General Fund For the Year Ended September 30, 2015

	Original Budget	Final Budget	Actual	Actual Over (Under) Final Budget
Expenditures (concluded)				
Public safety (continued):				
Crisis management	\$ -	\$ 5,340	\$ 5,396	\$ 56
Animal control	216,207	223,014	217,533	(5,481)
Truancy program	8,000	8,000	8,000	-
Other public safety	310	310	-	(310)
Total public safety	<u>1,072,700</u>	<u>1,129,403</u>	<u>1,116,056</u>	<u>(13,347)</u>
Public works:				
Board of public works	44,693	48,808	46,701	(2,107)
Drain tax at large	15,000	12,267	12,267	-
Total public works	<u>59,693</u>	<u>61,075</u>	<u>58,968</u>	<u>(2,107)</u>
Health and welfare:				
Health department	305,625	305,625	305,625	-
Contagious disease	472	997	1,280	283
Mental health	220,000	220,000	220,000	-
Family counseling services	5,000	5,000	-	(5,000)
Medical Care Facility maintenance of effort	96,161	96,161	93,695	(2,466)
Substance abuse	132,269	160,554	136,952	(23,602)
Medical examiner	118,410	118,410	109,493	(8,917)
Total health and welfare	<u>877,937</u>	<u>906,747</u>	<u>867,045</u>	<u>(39,702)</u>
Community and economic development:				
Land use educator	75,826	75,826	75,826	-
Economic development (NCEDO)	44,000	44,000	44,000	-
Redevelopment	5,000	5,000	5,000	-
West Michigan regional planning	13,500	13,500	12,926	(574)
Total community and economic development	<u>138,326</u>	<u>138,326</u>	<u>137,752</u>	<u>(574)</u>
Other:				
National Forest grant distributions	156,001	241,001	241,862	861
Non-departmental expenditures	25,000	145,264	876	(144,388)
Total other	<u>181,001</u>	<u>386,265</u>	<u>242,738</u>	<u>(143,527)</u>
Capital outlay	<u>24,635</u>	<u>252,560</u>	<u>275,902</u>	<u>23,342</u>
Total expenditures	<u>9,439,017</u>	<u>9,961,347</u>	<u>9,675,691</u>	<u>(285,656)</u>
Revenues over expenditures	<u>2,592,958</u>	<u>2,299,748</u>	<u>2,715,501</u>	<u>415,753</u>

continued...

# COUNTY OF NEWAYGO, MICHIGAN

## Statement of Revenues, Expenditures and Changes in Fund Balance Budget (Non-GAAP Budgetary Basis) and Actual - General Fund For the Year Ended September 30, 2015

	Original Budget	Final Budget	Actual	Actual Over (Under) Final Budget
Other financing sources (uses)				
Transfers in	\$ 1,082,425	\$ 1,267,865	\$ 1,005,808	\$ (262,057)
Transfers out	(3,804,964)	(4,014,705)	(3,751,510)	(263,195)
Total other financing sources (uses)	<u>(2,722,539)</u>	<u>(2,746,840)</u>	<u>(2,745,702)</u>	<u>(525,252)</u>
Net change in fund balance	(129,581)	(447,092)	(30,201)	416,891
Fund balance, beginning of year	<u>3,590,602</u>	<u>3,590,602</u>	<u>3,590,602</u>	<u>-</u>
Fund balance, end of year (budgetary basis)	<u>\$ 3,461,021</u>	<u>\$ 3,143,510</u>	3,560,401	<u>\$ 416,891</u>
Accounting basis difference (Note 2)			<u>(740,262)</u>	
Fund balance, end of year (GAAP basis)			<u>\$ 2,820,139</u>	

concluded

The accompanying notes are an integral part of these financial statements.

# COUNTY OF NEWAYGO, MICHIGAN

## Statement of Revenues, Expenditures and Changes in Fund Balance Budget and Actual - Special Investigative Unit For the Year Ended September 30, 2015

	Original Budget	Final Budget	Actual	Actual Over (Under) Final Budget
<b>Revenues</b>				
Intergovernmental - federal	\$ 106,012	\$ 106,000	\$ 87,537	\$ (18,463)
Interest revenue	560	419	482	63
Contributions from private sources	134,515	170,830	220,084	49,254
<b>Total revenues</b>	<b>241,087</b>	<b>277,249</b>	<b>308,103</b>	<b>30,854</b>
<b>Expenditures</b>				
Current - public safety	241,087	277,249	246,356	(30,893)
<b>Net change in fund balance</b>	<b>-</b>	<b>-</b>	<b>61,747</b>	<b>61,747</b>
Fund balances, beginning of year	57,276	57,276	57,276	-
<b>Fund balances, end of year</b>	<b>\$ 57,276</b>	<b>\$ 57,276</b>	<b>\$ 119,023</b>	<b>\$ 61,747</b>

The accompanying notes are an integral part of these financial statements.

# COUNTY OF NEWAYGO, MICHIGAN

## Statement of Revenues, Expenditures and Changes in Fund Balance

Budget and Actual - County Jail

For the Year Ended September 30, 2015

	Original Budget	Final Budget	Actual	Actual Over (Under) Final Budget
<b>Revenues</b>				
Intergovernmental - federal	\$ 1,600	\$ 447	\$ 447	\$ -
Charges for services	2,602,006	2,602,138	2,623,831	21,693
Other revenues/reimbursements	113,150	105,994	127,649	21,655
<b>Total revenues</b>	<b>2,716,756</b>	<b>2,708,579</b>	<b>2,751,927</b>	<b>43,348</b>
<b>Expenditures</b>				
Current - public safety	4,220,950	4,213,689	4,040,705	(172,984)
<b>Revenues under expenditures</b>	<b>(1,504,194)</b>	<b>(1,505,110)</b>	<b>(1,288,778)</b>	<b>216,332</b>
<b>Other financing sources (uses)</b>				
Transfers in	1,568,391	1,568,391	1,568,391	-
Transfers out	(64,197)	(64,197)	(64,197)	-
<b>Total other financing sources (uses)</b>	<b>1,504,194</b>	<b>1,504,194</b>	<b>1,504,194</b>	<b>-</b>
<b>Net change in fund balance</b>	<b>-</b>	<b>(916)</b>	<b>215,416</b>	<b>216,332</b>
<b>Fund balance, beginning of year</b>	<b>63,800</b>	<b>63,800</b>	<b>63,800</b>	<b>-</b>
<b>Fund balance, end of year</b>	<b>\$ 63,800</b>	<b>\$ 62,884</b>	<b>\$ 279,216</b>	<b>\$ 216,332</b>

The accompanying notes are an integral part of these financial statements.

This page intentionally left blank.

COUNTY OF NEWAYGO, MICHIGAN

Statement of Net Position

Proprietary Funds  
September 30, 2015

	Business-type Activities - Enterprise Funds				
	2012 and Prior Delinquent Tax (various)	2014 Delinquent Tax (516142)	Sanitary Sewer Construction (852)	P.A. 123 (520-521)	Nonmajor Enterprise Funds
<b>Assets</b>					
Current assets:					
Cash and cash equivalents	\$ 1,853,213	\$ -	\$ -	\$ 916,430	\$ 536,029
Restricted cash and cash equivalents	-	118,115	-	437,909	-
Investments	8,697,721	-	-	1,145,004	-
Accounts receivable	21,860	-	-	29,368	11,306
Delinquent taxes receivable	62,639	2,283,213	-	-	785,814
Due from other governments	68,625	-	-	-	-
Current portion of leases receivable	-	-	552,454	-	-
Due from other funds	1,245,000	-	-	-	-
Interfund receivable	202,373	-	-	-	-
Prepays	-	-	-	-	-
<b>Total current assets</b>	<b>12,151,431</b>	<b>2,401,328</b>	<b>552,454</b>	<b>2,528,711</b>	<b>1,333,149</b>
Noncurrent assets:					
Advance to component units	15,077	-	-	-	-
Leases receivable, net of current portion	-	-	2,833,726	-	-
Capital assets being depreciated, net	2,279	-	-	1,319	14,805
<b>Total noncurrent assets</b>	<b>17,356</b>	<b>-</b>	<b>2,833,726</b>	<b>1,319</b>	<b>14,805</b>
<b>Total assets</b>	<b>12,168,787</b>	<b>2,401,328</b>	<b>3,386,180</b>	<b>2,530,030</b>	<b>1,347,954</b>
Deferred outflows of resources					
Loss on bond refunding, net	-	-	65,851	-	-
<b>Liabilities</b>					
Current liabilities:					
Interfund payable	-	-	-	-	-
Accounts payable	3,188	(7)	-	5,985	30,326
Accrued expenses	-	-	-	-	-
Accrued interest payable	-	-	45,147	-	-
Due to other funds	-	1,000,000	-	-	245,000
Current portion of long-term debt	-	-	517,309	-	-
<b>Total current liabilities</b>	<b>3,188</b>	<b>999,993</b>	<b>562,456</b>	<b>5,985</b>	<b>275,326</b>
Noncurrent liabilities -					
Long-term debt, net of current portion	-	1,050,000	2,889,575	-	-
<b>Total liabilities</b>	<b>3,188</b>	<b>2,049,993</b>	<b>3,452,031</b>	<b>5,985</b>	<b>275,326</b>
<b>Net position</b>					
Net investment in capital assets	2,279	-	-	1,319	14,805
Restricted for debt service	-	118,115	-	-	-
Restricted for property tax foreclosures	-	-	-	437,909	-
Unrestricted	12,163,320	233,220	-	2,084,817	1,057,823
<b>Total net position</b>	<b>\$ 12,165,599</b>	<b>\$ 351,335</b>	<b>\$ -</b>	<b>\$ 2,524,045</b>	<b>\$ 1,072,628</b>

The accompanying notes are an integral part of these financial statements.

	Governmental Activities
Total	Internal Service Funds
\$ 3,305,672	\$ 4,467,192
556,024	-
9,842,725	-
62,534	454,537
3,131,666	-
68,625	6,300
552,454	-
1,245,000	24,511
202,373	-
-	544,321
<u>18,967,073</u>	<u>5,496,861</u>
15,077	-
2,833,726	-
18,403	327,032
<u>2,867,206</u>	<u>327,032</u>
<u>21,834,279</u>	<u>5,823,893</u>
<u>65,851</u>	-
-	3,021
39,492	324,872
-	38,728
45,147	-
1,245,000	64,566
517,309	2,466
<u>1,846,948</u>	<u>433,653</u>
<u>3,939,575</u>	<u>23,042</u>
<u>5,786,523</u>	<u>456,695</u>
18,403	327,032
118,115	-
437,909	-
<u>15,539,180</u>	<u>5,040,166</u>
<u>\$ 16,113,607</u>	<u>\$ 5,367,198</u>

COUNTY OF NEWAYGO, MICHIGAN

Statement of Revenues, Expenses and Changes in Fund Net Position

Proprietary Funds

For the Year Ended September 30, 2015

	Business-type Activities - Enterprise Funds				
	2012 and Prior Delinquent Tax (various)	2014 Delinquent Tax (516142)	Sanitary Sewer Construction (852)	P.A. 123 (520-521)	Nonmajor Enterprise Funds
Operating revenues					
Charges for services	\$ -	\$ -	\$ 104,755	\$ 289,186	\$ 84,132
Rentals	-	-	-	-	104,671
Interest and penalties on delinquent taxes	44,573	369,219	-	-	230,503
Reimbursements	-	-	-	325,442	8,782
<b>Total operating revenues</b>	<b>44,573</b>	<b>369,219</b>	<b>104,755</b>	<b>614,628</b>	<b>428,088</b>
Operating expenses					
Supplies and operating expenses	5,268	1	-	234,750	115,713
Depreciation	3,039	-	-	1,759	2,639
<b>Total operating expenses</b>	<b>8,307</b>	<b>1</b>	<b>-</b>	<b>236,509</b>	<b>118,352</b>
<b>Operating income (loss)</b>	<b>36,266</b>	<b>369,218</b>	<b>104,755</b>	<b>378,119</b>	<b>309,736</b>
Nonoperating revenues (expenses)					
Interest income	234,386	-	-	26,200	13,840
Interest expense	-	(17,884)	(104,755)	-	(2,616)
Gain on sale of capital assets	-	-	-	-	-
Insurance pool distribution	-	-	-	-	-
<b>Total nonoperating revenues (expense)</b>	<b>234,386</b>	<b>(17,884)</b>	<b>(104,755)</b>	<b>26,200</b>	<b>11,224</b>
<b>Income (loss) before transfers</b>	<b>270,652</b>	<b>351,334</b>	<b>-</b>	<b>404,319</b>	<b>320,960</b>
Transfers					
Transfers in	3,896	-	-	-	-
Transfers out	-	-	-	-	(33,896)
<b>Total transfers</b>	<b>3,896</b>	<b>-</b>	<b>-</b>	<b>-</b>	<b>(33,896)</b>
<b>Change in net position</b>	<b>274,548</b>	<b>351,334</b>	<b>-</b>	<b>404,319</b>	<b>287,064</b>
<b>Net position, beginning of year</b>	<b>11,891,051</b>	<b>1</b>	<b>-</b>	<b>2,119,726</b>	<b>785,564</b>
<b>Net position, end of year</b>	<b>\$ 12,165,599</b>	<b>\$ 351,335</b>	<b>\$ -</b>	<b>\$ 2,524,045</b>	<b>\$ 1,072,628</b>

The accompanying notes are an integral part of these financial statements.



	Governmental Activities
Total	Internal Service Funds
\$ 478,073	\$ 1,962,665
104,671	-
644,295	-
<u>334,224</u>	<u>4,280,245</u>
<u>1,561,263</u>	<u>6,242,910</u>
355,732	6,825,532
<u>7,437</u>	<u>140,523</u>
<u>363,169</u>	<u>6,966,055</u>
<u>1,198,094</u>	<u>(723,145)</u>
274,426	310
(125,255)	-
-	8,970
<u>-</u>	<u>625,644</u>
<u>149,171</u>	<u>634,924</u>
<u>1,347,265</u>	<u>(88,221)</u>
3,896	676,829
<u>(33,896)</u>	<u>(1,406,768)</u>
<u>(30,000)</u>	<u>(729,939)</u>
1,317,265	(818,160)
<u>14,796,342</u>	<u>6,185,358</u>
<u>\$ 16,113,607</u>	<u>\$ 5,367,198</u>

COUNTY OF NEWAYGO, MICHIGAN

Statement of Cash Flows

Proprietary Funds

For the Year Ended September 30, 2015

	Business-type Activities - Enterprise Funds				
	2012 and Prior Delinquent Tax (various)	2014 Delinquent Tax (516142)	Sanitary Sewer Construction (852)	P.A. 123 (520-521)	Nonmajor Enterprise Funds
<b>Cash flows from operating activities</b>					
Receipts from customers and users	\$ 863,286	\$ 2,174,814	\$ 104,755	\$ 685,283	\$ 1,916,471
Receipts from interfund services	-	-	-	-	-
Payments to vendors	-	(8)	-	(229,537)	(118,631)
Payments for personnel services	-	-	-	-	-
Delinquent taxes purchased	-	(4,088,808)	-	-	-
<b>Net cash provided by (used in) operating activities</b>	<b>863,286</b>	<b>(1,914,002)</b>	<b>104,755</b>	<b>455,746</b>	<b>1,797,840</b>
<b>Cash flows from noncapital financing activities</b>					
Proceeds from issuance of long-term debt	-	2,000,000	-	-	-
Principal paid on long-term debt	-	(950,000)	-	-	(1,320,000)
Interest paid on long-term debt	-	(17,884)	-	-	(2,616)
Cash received from interfund loan	1,270,000	1,000,000	-	-	-
Cash paid for interfund loan	(1,515,000)	-	-	-	(755,000)
Transfers in	3,896	-	-	-	-
Transfers out	-	-	-	-	(33,896)
Insurance pool distribution	-	-	-	-	-
<b>Net cash (used in) provided by non-capital financing activities</b>	<b>(241,104)</b>	<b>2,032,116</b>	<b>-</b>	<b>-</b>	<b>(2,111,512)</b>
<b>Cash flows from capital and related financing activities</b>					
Principal paid on long-term debt	-	-	(490,000)	-	-
Interest paid on long-term debt	-	-	(132,936)	-	-
Cash received from capital leases	-	-	518,181	-	-
Proceeds from sale of capital assets	-	-	-	-	-
Purchases of capital assets	-	-	-	-	-
<b>Net cash used in capital and related financing activities</b>	<b>-</b>	<b>-</b>	<b>(104,755)</b>	<b>-</b>	<b>-</b>
<b>Cash flows from investing activities</b>					
Purchase of investments	(3,813,047)	-	-	(110,106)	-
Proceeds from sale of investments	3,858,150	-	-	100,000	-
Interest received on investments	234,386	-	-	26,200	13,840
<b>Net cash provided by (used in) investing activities</b>	<b>279,489</b>	<b>-</b>	<b>-</b>	<b>16,094</b>	<b>13,840</b>

	Governmental Activities
Total	Internal Service Funds
\$ 5,744,609	\$ -
-	5,790,916
(348,176)	(5,770,289)
-	(1,217,027)
<u>(4,088,808)</u>	<u>-</u>
1,307,625	(1,196,400)
2,000,000	-
(2,270,000)	-
(20,500)	-
2,270,000	-
(2,270,000)	-
3,896	676,829
(33,896)	(1,406,768)
<u>-</u>	<u>625,644</u>
<u>(320,500)</u>	<u>(104,295)</u>
(490,000)	-
(132,936)	-
518,181	-
-	8,970
<u>-</u>	<u>(189,492)</u>
<u>(104,755)</u>	<u>(180,522)</u>
(3,923,153)	-
3,958,150	-
<u>274,426</u>	<u>310</u>
<u>309,423</u>	<u>310</u>

continued...

# COUNTY OF NEWAYGO, MICHIGAN

## Statement of Cash Flows

Proprietary Funds

For the Year Ended September 30, 2015

	Business-type Activities - Enterprise Funds				
	2012 and Prior Delinquent Tax (various)	2014 Delinquent Tax (516142)	Sanitary Sewer Construction (852)	P.A. 123 (520-521)	Nonmajor Enterprise Funds
Net change in cash and cash equivalents	\$ 901,671	\$ 118,114	\$ -	\$ 471,840	\$ (299,832)
Cash and cash equivalents, beginning of year	951,542	1	-	882,499	835,861
Cash and cash equivalents, end of year	<u>\$ 1,853,213</u>	<u>\$ 118,115</u>	<u>\$ -</u>	<u>\$ 1,354,339</u>	<u>\$ 536,029</u>
Cash and cash equivalents as reported on the statement of net position					
Cash and cash equivalents	\$ 1,853,213	\$ -	\$ -	\$ 916,430	\$ 536,029
Restricted cash and cash equivalents	-	118,115	-	437,909	-
Total cash and cash equivalents	<u>\$ 1,853,213</u>	<u>\$ 118,115</u>	<u>\$ -</u>	<u>\$ 1,354,339</u>	<u>\$ 536,029</u>
Reconciliation of operating income (loss) to net cash provided by (used in) operating activities					
Operating income (loss)	\$ 36,266	\$ 369,218	\$ 104,755	\$ 378,119	\$ 309,736
Adjustments to reconcile operating income (loss) to net cash (used in) provided by operating activities:					
Depreciation	3,039	-	-	1,759	2,639
Change in operating assets and liabilities:					
Interfund receivable	80,252	-	-	-	-
Accounts receivable	(2,173)	-	-	70,655	(6,564)
Taxes receivable	755,597	(2,283,213)	-	-	1,483,220
Due from other governments	43,557	-	-	-	-
Due from other funds	-	-	-	-	-
Prepays	-	-	-	-	-
Interfund payable	-	-	-	-	-
Accounts payable	(53,252)	(7)	-	5,213	8,809
Accrued expenses	-	-	-	-	-
Due to other funds	-	-	-	-	-
Compensated absences	-	-	-	-	-
Net cash provided by (used in) operating activities	<u>\$ 863,286</u>	<u>\$ (1,914,002)</u>	<u>\$ 104,755</u>	<u>\$ 455,746</u>	<u>\$ 1,797,840</u>

The accompanying notes are an integral part of these financial statements.

	Governmental Activities
Total	Internal Service Funds
\$ 1,191,793	\$ (1,480,907)
<u>2,669,903</u>	<u>5,948,099</u>
<u>\$ 3,861,696</u>	<u>\$ 4,467,192</u>

\$ 3,305,672	\$ 4,467,192
<u>556,024</u>	<u>-</u>
<u>\$ 3,861,696</u>	<u>\$ 4,467,192</u>

\$ 1,198,094      \$ (723,145)

7,437	140,523
80,252	-
61,918	(461,807)
(44,396)	-
43,557	42
-	(3,774)
-	(175,845)
-	3,021
(39,237)	(1,729)
-	5,448
-	21,119
-	(253)
<u>\$ 1,307,625</u>	<u>\$ (1,196,400)</u>

concluded

# COUNTY OF NEWAYGO, MICHIGAN

## Statement of Fiduciary Assets and Liabilities

Agency Funds  
September 30, 2015

Assets	
Cash and cash equivalents	\$ 3,858,218
Accounts receivable	113
Due from other governments	<u>529</u>
Total assets	<u>\$ 3,858,860</u>
Liabilities	
Accounts payable	\$ 299,519
Due to other governments	3,463,572
Undistributed receipts	<u>95,769</u>
Total liabilities	<u>\$ 3,858,860</u>

The accompanying notes are an integral part of these financial statements.

This page intentionally left blank.

# COUNTY OF NEWAYGO, MICHIGAN

## Combining Statement of Net Position

Discretely Presented Component Units

September 30, 2015

	Central Dispatch Authority	Drain Commissioner	Brownfield Redevelopment Authority
<b>Assets</b>			
Cash and cash equivalents	\$ -	\$ 230,414	\$ 174,519
Restricted cash and cash equivalents	-	-	-
Investments	-	-	-
Receivables	274,503	467,790	-
Other assets	-	-	-
Capital assets not being depreciated	-	-	-
Capital assets being depreciated, net	417,836	74,161	-
Net pension asset	-	-	-
<b>Total assets</b>	<b>692,339</b>	<b>772,365</b>	<b>174,519</b>
<b>Deferred outflows of resources</b>			
Deferred pension amounts	115,501	-	-
<b>Liabilities</b>			
Negative equity in cash and cash equivalents	8,758	-	-
Accounts payable and accrued liabilities	30,441	-	80,919
Advance from primary government	-	315,077	-
Unearned revenue	-	-	-
Long-term liabilities:			
Due within one year	2,210	-	-
Due in more than one year	17,208	-	-
Net pension liability	470,328	-	-
Net other postemployment benefits obligation	-	-	-
<b>Total liabilities</b>	<b>528,945</b>	<b>315,077</b>	<b>80,919</b>
<b>Net position</b>			
Net investment in capital assets	417,836	74,161	-
Restricted for employee training	6,259	-	-
Restricted for Michigan families program	-	-	-
Unrestricted (deficit)	(145,200)	383,127	93,600
<b>Total net position</b>	<b>\$ 278,895</b>	<b>\$ 457,288</b>	<b>\$ 93,600</b>

\*Included in the accompanying financial statements on a December 31 fiscal year end.

The accompanying notes are an integral part of these financial statements.





Road Commission	Medical Care Facility *	Community Mental Health	Total
\$ 1,322,831	\$ 5,103,196	\$ 3,925,785	\$ 10,756,745
-	-	565,819	565,819
146	-	-	146
1,647,463	783,298	466,895	3,639,949
938,269	216,421	194,175	1,348,865
2,151,451	-	80,206	2,231,657
39,206,702	10,836,574	774,147	51,309,420
-	767,466	692,845	1,460,311
<u>45,266,862</u>	<u>17,706,955</u>	<u>6,699,872</u>	<u>71,312,912</u>
<u>452,873</u>	-	<u>50,734</u>	<u>619,108</u>
-	-	-	8,758
763,489	646,090	3,047,388	4,568,327
-	-	-	315,077
101,164	-	67,718	168,882
842,633	-	87,231	932,074
379,057	445,665	530,405	1,372,335
1,787,889	-	-	2,258,217
2,046,182	-	-	2,046,182
<u>5,920,414</u>	<u>1,091,755</u>	<u>3,732,742</u>	<u>11,669,852</u>
40,321,971	10,836,574	445,112	52,095,654
-	-	-	6,259
-	-	263,778	263,778
(522,650)	5,778,626	2,308,974	7,896,477
<u>\$ 39,799,321</u>	<u>\$ 16,615,200</u>	<u>\$ 3,017,864</u>	<u>\$ 60,262,168</u>

# COUNTY OF NEWAYGO, MICHIGAN

## Combining Statement of Activities Discretely Presented Component Units For the Year Ended September 30, 2015

	Central Dispatch Authority	Drain Commissioner	Brownfield Redevelopment Authority
Expenses			
Central dispatch	\$ 929,006	\$ -	\$ -
County drains	-	503,064	-
Brownfield redevelopment	-	-	136,982
Roads	-	-	-
Medical care	-	-	-
Community Mental Health	-	-	-
Total expenses	<u>929,006</u>	<u>503,064</u>	<u>136,982</u>
Program revenues			
Charges for services	775,334	-	27,252
Operating grants and contributions	383,140	-	8,633
Capital grants and contributions	-	468,183	-
Total program revenues	<u>1,158,474</u>	<u>468,183</u>	<u>35,885</u>
Net revenue (expense)	<u>229,468</u>	<u>(34,881)</u>	<u>(101,097)</u>
General revenues			
Property taxes	-	-	28,477
Unrestricted investment earnings	-	-	-
Gain on sale of capital assets	-	-	-
Total general revenues	<u>-</u>	<u>-</u>	<u>28,477</u>
Change in net position	229,468	(34,881)	(72,620)
Net position, beginning of year, as restated	<u>49,427</u>	<u>492,169</u>	<u>166,220</u>
Net position, end of year	<u>\$ 278,895</u>	<u>\$ 457,288</u>	<u>\$ 93,600</u>

\*Included in the accompanying financial statements on a December 31 fiscal year end.

The accompanying notes are an integral part of these financial statements.



Road Commission	Medical Care Facility *	Community Mental Health	Total
\$ -	\$ -	\$ -	\$ 929,006
-	-	-	503,064
-	-	-	136,982
10,159,561	-	-	10,159,561
-	11,344,561	-	11,344,561
-	-	11,816,708	11,816,708
<u>10,159,561</u>	<u>11,344,561</u>	<u>11,816,708</u>	<u>34,889,882</u>
1,279,802	11,236,959	11,157,561	24,476,908
6,673,942	-	838,919	7,904,634
3,172,852	-	-	3,641,035
<u>11,126,596</u>	<u>11,236,959</u>	<u>11,996,480</u>	<u>36,022,577</u>
<u>967,035</u>	<u>(107,602)</u>	<u>179,772</u>	<u>1,132,695</u>
-	-	-	28,477
-	-	8,330	8,330
300	-	-	300
<u>300</u>	<u>-</u>	<u>8,330</u>	<u>37,107</u>
967,335	(107,602)	188,102	1,169,802
<u>38,831,986</u>	<u>16,722,802</u>	<u>2,829,762</u>	<u>59,092,366</u>
<u>\$ 39,799,321</u>	<u>\$ 16,615,200</u>	<u>\$ 3,017,864</u>	<u>\$ 60,262,168</u>

This page intentionally left blank.

## NOTES TO FINANCIAL STATEMENTS

# COUNTY OF NEWAYGO, MICHIGAN

## Notes to Financial Statements

### 1. SUMMARY OF SIGNIFICANT ACCOUNTING POLICIES

The County of Newaygo, Michigan (the “County” or the “government”) was incorporated in 1851 and covers an area of 864 square miles. The County operates under a 7-member elected Board of Commissioners and an appointed County Administrator.

The financial statements of the County have been prepared in conformity with generally accepted accounting principles (GAAP) as applied to governmental units. The Governmental Accounting Standards Board (GASB) is the accepted standard setting body for establishing governmental accounting and financial reporting principles. The more significant of the County’s accounting policies are described below.

#### Reporting Entity

As required by generally accepted accounting principles, these financial statements present the government and its component units, entities for which the County is financially accountable. Blended component units, although legally separate entities, are, in substance, part of the government’s operations and as such, data from these units are combined with data of the primary government. Discretely presented component units, on the other hand, are reported in a separate column in the combined financial statements to emphasize that they are legally separate from the government.

#### *Blended Component Unit*

Newaygo County Building Authority (the “Building Authority”) - The Building Authority is governed by a 3-member board which is appointed by the County Board of Commissioners. Its sole purpose is to finance and construct the County’s public buildings. It is reported as an enterprise fund and has a September 30 year-end. A separate report is not prepared for the Building Authority.

#### *Discretely Presented Component Units*

Newaygo County Central Dispatch Authority (the “Authority”) - The Authority was established by resolution by the County Board of Commissioners. It establishes policy and reviews operations of the E-911 service for the County Board of Commissioners. Because the County Board of Commissioners elects a voting majority of the Authority’s board members and can remove Authority board members at will, it is deemed to have the ability to impose its will. The Authority cannot set its own budget, establish rates, or issue debt and, accordingly, is fiscally dependent on the County. The Authority has a September 30 year end, and is accounted for as a single enterprise fund. Complete financial statements for this component unit are not separately prepared.

# COUNTY OF NEWAYGO, MICHIGAN

## Notes to Financial Statements

Newaygo County Drain Commissioner (the “Drain Commissioner”) - All drainage districts established pursuant to the Michigan Drain Code of 1956 are separate legal entities with the power to contract, to sue and be sued, and to hold, manage and dispose of real and personal property. The statutory governing board of Chapter 5 and 6 drainage districts consists of the Michigan Director of Agriculture and the drain commission of each county involved in the project. The County Drain Commissioner has sole responsibility to administer Chapter 3 and 4 drainage districts. A drainage board or drain commission, on behalf of the drainage district, may issue debt and levy special assessments without the prior approval of the County. The full faith and credit of the County may be given for the debt of the drainage district. The Drain Commissioner is required by law to make an annual report to the Board of Commissioners in October. The Drain Commission is required to be presented as a discretely-presented component unit by the State of Michigan, and accordingly, has been reported as such under the "misleading to exclude" criteria. The Drain Commissioner has a September 30 year end. Complete financial statements for this component unit are not separately prepared.

Brownfield Redevelopment Authority - This entity was created to facilitate the implementation of plans relating to the identification and treatment of environmentally distressed areas to promote revitalization within the Brownfield Redevelopment zone. The members of the governing board of the Brownfield Redevelopment Authority are appointed by the County Board of Commissioners, effectively allowing the County to impose its will on the Authority. The budgets and expenditures of the Authority must be approved by the County, indicating fiscal dependency. The Authority has a September 30 year end. Complete financial statements for this component unit are not separately prepared.

Newaygo County Road Commission (the “Road Commission”) - the Road Commission is responsible for the maintenance and construction of the County road system. The Road Commission’s operations are financed primarily from the State distribution of gas and weight taxes, federal financial assistance, and contributions from other local governments within the County. The three-member Board is appointed by the Newaygo County Board Commissioners. Because the County may remove commission members, it has financial accountability for the Road Commission, as such is reported as a discretely-presented component unit of the County. The Road Commission has a September 30 year end. The component unit is audited separately from the County and complete financial statements may be obtained from the Road Commission’s administrative office. Accordingly, the County has elected to omit substantially all note disclosures related to the Road Commission in these financial statements.

Newaygo Medical Care Facility (the “Facility”) - The Facility is a long-term care unit, independent-living facility, and a community center. It services primarily residents of Newaygo County. The Facility is governed by the Newaygo County Department of Human Services Board. The board consists of three members, two of whom are appointed by the County Board of Commissioners and the other appointed by the State of Michigan governor. The County Board of Commissioners approves the Facility’s budget as a line item in the County budget. Because the County has financial accountability for the Facility and can impose its will by appointing and removing commission members, the Facility is deemed to be a discretely-presented component unit of the County. The Facility is reported in the County’s financial statements on its fiscal year end of December 31. The component unit is audited separately from the County and complete financial statements may be obtained from the Facility’s administrative office. Accordingly, the County has elected to omit substantially all note disclosures related to the Facility in these financial statements.

# COUNTY OF NEWAYGO, MICHIGAN

## Notes to Financial Statements

Newaygo County Community Mental Health Authority (the "CMH") - The CMH was created to operate, control and manage an integrated behavioral healthcare system to serve Newaygo County. The County is a direct beneficiary of the services provided. The County is required to make an annual appropriation to the CMH and, accordingly, a financial burden exists. The CMH is reported in the County's financial statements on its fiscal year end of September 30. The component unit is audited separately from the County and complete financial statements may be obtained from the CMH's administrative office. Accordingly, the County has elected to omit substantially all note disclosures related to the CMH in these financial statements.

### *Jointly Governed Organizations*

Mid-State Health Network - The County participates jointly with numerous other northern Michigan counties in the operation of a substance abuse treatment agency. The funding formula requires the County to appropriate 50% of its convention facility revenue each year, which amounted to \$136,512 for the year ended September 30, 2015.

District Health Department #10 - The County participates jointly in the operation of this Health Department with ten other area counties. The County appropriated \$305,625 to the Health Department for the year ended September 30, 2015.

### *Government-wide and Fund Financial Statements*

The government-wide financial statements (i.e., the statement of net position and the statement of activities) report information on all of the nonfiduciary activities of the primary government and its component units. For the most part, the effect of interfund activity has been removed from these statements. *Governmental activities*, which normally are supported by taxes and intergovernmental revenues, are reported separately from *business-type activities*, which rely to a significant extent on fees and charges for support. Likewise, the primary government is reported separately from certain component units for which the primary government is financially accountable.

The statement of activities demonstrates the degree to which the direct expenses of a given function or segment are offset by program revenues. *Direct expenses* are those that are clearly identifiable with a specific function or segment. *Program revenues* include (1) charges to customers or applicants who purchase, use, or directly benefit from goods, services, or privileges provided by a given function or segment and (2) grants and contributions that are restricted to meeting the operational or capital requirements of a particular function or segment. Taxes and other items not properly included among program revenues are reported instead as *general revenues*.

Separate financial statements are provided for governmental funds, proprietary funds and fiduciary funds, even though the latter are excluded from the government-wide financial statements. Major individual governmental funds and major individual enterprise funds are reported as separate columns in the fund financial statements.



# COUNTY OF NEWAYGO, MICHIGAN

## Notes to Financial Statements

### *Measurement Focus, Basis of Accounting, and Financial Statement Presentation*

The government-wide financial statements are reported using the *economic resources measurement focus* and the *accrual basis of accounting*, as are the proprietary fund and fiduciary fund financial statements. Revenues are recorded when earned and expenses are recorded when a liability is incurred, regardless of the timing of related cash flows. Property taxes are recognized as revenues in the year for which they are levied. Grants and similar items are recognized as revenue as soon as all eligibility requirements imposed by the provider have been met. Agency funds, a type of fiduciary fund, are unlike all other types of funds, reporting only assets and liabilities. Therefore, agency funds cannot be said to have a measurement focus. They do, however, use the accrual basis of accounting to recognize receivables and payables.

Governmental fund financial statements are reported using the *current financial resources measurement focus* and the *modified accrual basis of accounting*. Revenues are recognized as soon as they are both measurable and available. Revenues are considered to be *available* when they are collectible within the current period or soon enough thereafter to pay liabilities of the current period. For this purpose, the government considers revenues to be available if they are collected within 60 days of the end of the current fiscal period or within one year for expenditure-driven grants. Expenditures generally are recorded when a liability is incurred, as under accrual accounting. However, debt service expenditures, as well as expenditures related to compensated absences and claims and judgments, are recorded only when payment is due.

Property taxes, intergovernmental revenue, licenses, and interest associated with the current fiscal period are all considered to be susceptible to accrual and as such have been recognized as revenues of the current fiscal period. Only the portion of special assessments receivable due within the current fiscal period is considered to be susceptible to accrual as revenue of the current period. All other revenue items are considered to be measurable and available only when cash is received by the government.

The County reports the following major governmental funds:

The *general fund* is the government's primary operating fund. It is used to account for and report all financial resources not accounted for and reported in another fund.

The *special investigative unit fund* accounts for the operations of the Central Michigan Enforcement Team. Primary revenue sources for this fund are intergovernmental grants and drug forfeitures.

The *county jail fund* accounts for the operations of the County Jail Facility. Primary revenue sources for this fund are rental fees, charges for housing prisoners, and an appropriation from the general fund.

The *capital improvement fund* accounts for the financial resources restricted or committed for the acquisition or construction of capital improvements, other than those projects that are financed by proprietary funds.

The County reports the following major proprietary funds:

The *2012 and prior delinquent tax fund* accounts for the collection and administration of delinquent property taxes levied in years 2012 and prior.

# COUNTY OF NEWAYGO, MICHIGAN

## Notes to Financial Statements

The *2014 delinquent tax fund* accounts for the collection and administration of delinquent property taxes levied in the year 2014.

The *sanitary sewer construction fund* accounts for special assessment debt issued on behalf of local units, dollars received from the local units for the payment of principal and interest on this debt, and expenditures of bond proceeds.

The *P.A. 123 fund* accounts for the revenue collection and administration from forfeited property under Public Act 123 of 1999.

Additionally, the County reports the following fund types:

*Special revenue funds* are used to account for and report the proceeds of specific revenue sources that are restricted or committed to expenditure for specified purposes other than debt service or capital projects.

*Debt service funds* account for and report financial resources that are restricted, committed, or assigned to expenditure for principal and interest.

*Enterprise funds* account for those operations that are financed and operated in a manner similar to private business or where the County has decided that the determination of revenues earned, costs incurred and/or net income is necessary for management accountability.

*Internal service funds* account for operations that provide services (such as equipment rentals and self-insurance) to other departments or agencies of the government, on a cost-reimbursement basis.

*Agency funds* are custodial in nature and do not present results of operations or have a measurement focus. Agency funds are accounted for using the accrual basis of accounting. These funds are used to account for assets that the government holds for others in an agency capacity (such as taxes collected for other governments).

As a general rule, the effect of interfund activity has been eliminated from the government-wide financial statements. Exceptions to this general rule are payments in lieu of taxes and various other functions of the government. Elimination of these charges would distort the direct costs and program revenues reported for the various functions concerned.

Proprietary funds distinguish *operating* revenues and expenses from *nonoperating* items. Operating revenues and expenses generally result from providing services and producing and delivering goods in connection with a proprietary fund's principal ongoing operations. The principal operating revenues of the enterprise funds and of the government's internal service funds are charges to customers for sales and services. Operating expenses for enterprise funds and internal service funds include the cost of sales and services, administrative expenses, and depreciation on capital assets. All revenues and expenses not meeting this definition are reported as nonoperating revenues and expenses.

Restricted net position represents amounts that are subject to restrictions beyond the government's control. The restrictions may be externally imposed or imposed by law. When both restricted and unrestricted resources are available for use, it is the government's policy to use restricted resources first, then unrestricted resources as they are needed.

# COUNTY OF NEWAYGO, MICHIGAN

## Notes to Financial Statements

### Assets, Deferred Outflows of Resources, Liabilities, Deferred Inflows of Resources, and Equity

#### *Deposits and Investments*

The government's cash and cash equivalents include amounts in demand deposit accounts, certificates of deposit and short term investments with original maturities of three months or less from the date of acquisition. Investments are stated at fair value.

Restricted cash and cash equivalents consists of proceeds from the sale of foreclosed property, net of unpaid taxes and fees and auction costs. Such funds remain restricted for the two most recent levies, at which time they can be utilized at the direction of the Board of Commissioners. Restricted cash and cash equivalents in the delinquent tax revolving funds is held for the debt retirement of the delinquent tax anticipation notes payable.

Investment income of the pooled cash fund is allocated to the general fund based on County policy, except for the central dispatch authority component unit which receives a proportionate share of investment earnings based on average cash balances.

State statutes and County policy authorize the County to invest in:

Bonds, securities, other obligations and repurchase agreements of the United States, or an agency or instrumentality of the United States.

Certificates of deposit, savings accounts, deposit accounts or depository receipts of a qualified financial institution.

Commercial paper rated at the time of purchase within the two highest classifications established by not less than two standard rating services and that matures not more than 270 days after the date of purchase.

Bankers' acceptances of United States banks.

Obligations of the State of Michigan and its political subdivisions, that, at the time of purchase are rated as investment grade by at least one standard rating service.

Mutual funds registered under the Investment Company Act of 1940 with the authority to purchase only investment vehicles that are legal for direct investment by a public corporation.

External investment pools as authorized by Public Act 20 as amended through December 31, 1997.

#### *Receivables and Payables*

Transactions between funds that are representative of lending/borrowing arrangements outstanding at the end of the fiscal year are referred to as either "due to/from other funds" (i.e., the current portion of interfund loans) or "advances to/from other funds" (i.e., the non-current portion of interfund loans). All other outstanding balances between funds are reported as "due to/from other funds." Any residual balances outstanding between the governmental activities and business-type activities are reported in the government-wide financial statements as "internal balances."

# COUNTY OF NEWAYGO, MICHIGAN

## Notes to Financial Statements

Advances between funds are offset by nonspendable fund balance in applicable governmental funds to indicate they are not available for appropriation and are not expendable available financial resources.

All trade and property tax receivables are shown net of an allowance for uncollectibles, as applicable.

Amounts due from other governments include amounts due from grantors for specific programs and capital projects. Program grants and capital grants for capital assets are recorded as receivables and revenues at the time reimbursable project costs are incurred. Revenues received in advance of project costs being incurred are reported as unearned.

Loans receivable in the community development fund represent federal Community Development Block Grant funds advanced to area residents for home improvements, which must be repaid by the homeowner upon sale or foreclosure. The County has an enforceable lien on such property.

### *Other Assets*

Certain payments to vendors reflect costs applicable to future accounting periods and are recorded as prepaid items in both the government-wide and fund financial statements. Inventories are reported only in the separately-audited Road Commission.

### *Capital Assets*

Capital assets, which include property, plant, equipment, and infrastructure assets (e.g., roads, bridges, sidewalks, and similar items acquired or constructed since 1980), are reported in the applicable governmental or business-type activities columns in the government-wide financial statements. Capital assets are defined by the government as assets with an initial, individual cost of more than \$1,500 and an estimated useful life of one year or more. Such assets are recorded at historical cost or estimated historical cost if purchased or constructed. Donated capital assets are recorded at estimated fair value at the date of donation.

The costs of normal maintenance and repairs that do not add to the value of the asset or materially extend asset lives are not capitalized.

Major outlays for capital assets and improvements are capitalized as projects are constructed. Interest incurred during the construction phase of capital assets of business-type activities, if any, is included as part of the capitalized value of the asset constructed. No such interest expense was incurred during the current fiscal year.

Capital assets are depreciated using the straight-line method over the following estimated useful lives:

	Years
Buildings	25-40
Land improvements	10-20
Machinery and equipment	5-10
Vehicles	3-5
Bike paths and trailways	20
Drain infrastructure	20

# COUNTY OF NEWAYGO, MICHIGAN

## Notes to Financial Statements

The County reviews long-lived assets for impairment whenever events or changes in circumstances indicate that the carrying amount of an asset exceeds its fair value. If it is determined that an impairment loss has occurred the asset is written down to its net realizable value and a current charge to income is recognized.

### *Deferred Outflows of Resources*

In addition to assets, the statement of financial position will sometimes report a separate section for deferred outflows of resources. This separate financial statement element, deferred outflows of resources, represents a consumption of net position that applies to a future period(s) and, as such, will not be recognized as an outflow of resources (expense/expenditure) until then. The County reports deferred outflows of resources in the proprietary fund and government-wide statements for deferred losses on advance bond refundings. The amounts result from the difference in the carrying value of refunded debt and its reacquisition price and are amortized over the shorter of the life of the refunded or refunding debt. In addition, the County reports deferred outflows of resources related to the net pension liability. More detailed information can be found in Note 15.

### *Compensated Absences*

Eligible employees are permitted to accumulate earned but unused vacation pay benefits in varying amounts based on length of service and certain other established criteria. Sick pay and vacation pay is accrued when earned in the government-wide and proprietary fund financial statements. A liability for these amounts is reported in governmental funds only if they have matured, for example, as a result of employee resignations and retirements.

### *Long-term Obligations*

In the government-wide financial statements and proprietary fund types in the fund financial statements, long-term debt and other long term obligations are reported as liabilities in the applicable governmental activities, business-type activities, or proprietary fund type statement of net position. Bond premiums and discounts are deferred and amortized over the life of the bonds using the straight-line method. Bonds payable are reported net of the applicable bond premium or discount. Bond issuance costs are expensed when incurred.

In the fund financial statements, governmental fund types recognize bond premiums and discounts, as well as bond issuance costs, during the current period. The face amount of debt issued is reported as other financing sources. Premiums received on debt issuances are reported as other financing sources while discounts on debt issuances are reported as other financing uses. Issuance costs, whether or not withheld from the actual debt proceeds received, are reported as debt service expenditures.

# COUNTY OF NEWAYGO, MICHIGAN

## Notes to Financial Statements

### *Deferred Inflows of Resources*

In addition to liabilities, the statement of financial position will sometimes report a separate section for deferred inflows of resources. This separate financial statement element, deferred inflows of resources, represents an acquisition of net position that applies to a future period(s) and so will not be recognized as an inflow of resources (revenue) until that time. The governmental funds report unavailable revenues, which arise only under a modified accrual basis of accounting, from property taxes and special assessments receivable. These amounts are deferred and recognized as an inflow of resources in the period that the amounts become available. In addition, the County reports deferred inflows of resources in its full-accrual statements related to the net pension liability. Detailed information on pension-related deferred inflows can be found in Note 15.

### *Fund Equity*

Governmental funds report nonspendable fund balance for amounts that cannot be spent because they are either (a) not in spendable form or (b) legally or contractually required to be maintained intact. Restricted fund balance is reported when externally imposed constraints are placed on the use of resources by grantors, contributors, or laws or regulations of other governments. Committed fund balance is reported for amounts that can only be used for specific purposes pursuant to constraints imposed by formal action of the Board of Commissioners (the government's highest level of decision-making authority). A formal resolution of the Board of Commissioners is required to establish, modify, or rescind a fund balance commitment. The County reports assigned fund balance for amounts that are constrained by the government's intent to be used for specific purposes, but are neither restricted nor committed. The Board of Commissioners has delegated the authority to assign fund balance to the County Administrator. Unassigned fund balance is the residual classification for the general fund.

The County Board of Commissioners has adopted a minimum fund balance policy in which unassigned fund balance of the general fund will be equal to a range of 10 percent to 16 percent of total general fund expenditures (including budgeted transfers out). At September 30, 2015, unassigned fund balance of the general fund was equal to 15.9 percent of general fund expenditures and transfers out.

When the government incurs an expenditure for purposes for which various fund balance classifications can be used, it is the government's policy to use restricted fund balance first, then committed fund balance, assigned fund balance, and finally unassigned fund balance.

### *Interfund Transactions*

During the course of normal operations, the County has numerous transactions between funds and component units, including expenditures and transfers of resources to provide services, construct assets, and service debt. The accompanying financial statements generally reflect such transactions as transfers. Transfers between governmental or proprietary funds are netted as part of the reconciliation to the government-wide financial statements. Internal service funds are used to record charges for services to all County departments and funds as transfers or operating revenue. All County funds record these payments to the internal service funds as transfers or operating expenditures/expenses.

# COUNTY OF NEWAYGO, MICHIGAN

## Notes to Financial Statements

### *Pensions*

For purposes of measuring the net pension liability, deferred outflows of resources and deferred inflows of resources related to pensions, and pension expense, information about the fiduciary net position of the Plan and additions to/deductions from the plan fiduciary net position have been determined on the same basis as they are reported by the plan. For this purpose, benefit payments (including refunds of employee contributions) are recognized when due and payable in accordance with the benefit terms. Investments are reported at fair value.

### *Use of Estimates*

The preparation of financial statements in conformity with accounting principles generally accepted in the United States of America requires management to make estimates and assumptions that affect the amounts reported in the financial statements and accompanying notes. Actual results may differ from those estimates. The County utilizes various investment instruments which are exposed to various risks, such as interest rate, credit and overall market volatility. Due to the level of risk associated with certain investment securities, it is reasonably possible that changes in the values of investment securities will occur in the near term and that such changes could materially affect the amounts reported in the financial statements.

## 2. BUDGETARY INFORMATION

Annual budgets are adopted on a basis consistent with generally accepted accounting principles for the general and special revenue funds, except as noted below. All annual appropriations lapse at year end. The legal level of budgetary control is the activity level in the general fund and the functional level for special revenue funds.

All departments and budgetary centers of the County are required to submit budget requests to the County Administrator. The Administrator then develops and presents a proposed budget to the Board for review. The Board generally holds public hearings in August and a final budget is approved prior to September 30, the close of the County's fiscal year. The appropriated budget is prepared by fund and department/activity. Budget amendments and transfers of appropriations less than \$30,000 require Administrator approval. Board approval is required for all others.

### *Budget / GAAP Reconciliation*

The County has prepared its budget for the general fund recognizing the full amount of the July 1 property tax levy as revenue in the current year. GAAP requires that property taxes not collected by November 30 (60 days after year end) be deferred as "unavailable", and recognized in the following fiscal year. As the County intends to rely on the July 1 levy to fund current year operations, management believes it is appropriate to follow this budgetary (non-GAAP) basis in its internal accounting for property taxes, and disclose the difference between the budgetary basis and GAAP in the notes to the financial statements.

# COUNTY OF NEWAYGO, MICHIGAN

## Notes to Financial Statements

The Statement of Revenues, Expenditures and Changes in Fund Balance - Budget (Non-GAAP Budgetary Basis) and Actual - General Fund is presented on the same basis of accounting used in preparing the adopted budget. The following schedule reconciles the amounts on that statement to the Statement of Revenues, Expenditures and Changes in Fund Balances - Governmental Funds.

	Budgetary Basis	Accounting Basis Difference	GAAP Basis
General fund			
Deferred inflows of resources	\$ -	\$ 740,262	\$ 740,262
Property tax revenue	7,246,962	13,900	7,260,862
Fund balance, beginning of year	3,590,602	(754,162)	2,836,440
Fund balance, end of year	3,560,401	(740,262)	2,820,139

### 3. EXCESS OF EXPENDITURES OVER BUDGET

P.A. 621 of 1978, as amended, provides that a local unit shall not incur expenditures in excess of the amount budgeted. The approved budgets of the County were adopted on the activity level basis for the general fund and the functional basis for special revenue funds.

During the year ended September 30, 2015, the County had incurred expenditures in budgetary funds which were in excess of the amounts budgeted as follows:

	Final Budget	Expenditures	Budget Variance
General fund:			
Judicial:			
Circuit Court Probation	\$ 25,903	\$ 26,222	\$ 319
Circuit Court - Juvenile Division	205,086	205,681	595
General government - surveyor	82,570	86,140	3,570
Public safety - crisis management	5,340	5,396	56
Health and welfare - contagious disease	997	1,280	283
Other - National Forest grant distributions	241,001	241,862	861
Capital outlay	252,560	275,902	23,342
Nonmajor governmental funds:			
Building and safety permits - public safety	256,021	256,547	526

### 4. DEPOSITS AND INVESTMENTS

The County maintains pooled and individual fund demand deposits, certificates of deposit and short-term investment accounts for the primary government and certain discretely presented component units. Certain imprest demand deposit accounts are also maintained by discretely presented component units.



# COUNTY OF NEWAYGO, MICHIGAN

## Notes to Financial Statements

Following is a reconciliation of deposit and investment balances as of September 30, 2015:

	Primary Government	Component Units	Totals
<b>Statement of Net Position</b>			
Cash and cash equivalents	\$ 13,799,247	\$ 10,747,987	\$ 24,547,234
Restricted cash and cash equivalents	556,024	565,819	1,121,843
Investments	12,195,341	146	12,195,487
<b>Statement of Fiduciary Assets and Liabilities</b>			
Cash and cash equivalents	3,858,218	-	3,858,218
<b>Total deposits and investments</b>	<b>30,408,830</b>	<b>11,313,952</b>	<b>41,722,782</b>
<b>Less component units separately audited</b>			
Road Commission	-	(1,322,977)	(1,322,977)
Medical Care Facility	-	(5,103,196)	(5,103,196)
Community Mental Health	-	(4,491,604)	(4,491,604)
<b>Deposits and investments managed by the County Treasurer</b>	<b>\$ 30,408,830</b>	<b>\$ 396,175</b>	<b>\$ 30,805,005</b>
<b>Deposits and investments</b>			
Checking and savings accounts			\$ 14,550,067
Certificates of deposit			5,797,896
Investments			10,456,156
Cash on hand			886
<b>Total</b>			<b>\$ 30,805,005</b>

*Custodial Credit Risk - Deposits.* Custodial credit risk is the risk that, in the event of a bank failure, the County's deposits might not be returned. State law does not require and the County does not have a policy for deposit custodial credit risk. As of year-end, \$14,843,972 of the County's bank balance of \$20,524,851 was exposed to custodial credit risk because it was uninsured and uncollateralized. Due to the dollar amounts of cash deposits and the limits of FDIC insurance, the County believes it is impractical to insure all bank deposits. As a result, the County evaluates each financial institution with which it deposits County funds and assesses the level of risk of each institution; only those institutions with an acceptable estimated risk level are used as depositories.

# COUNTY OF NEWAYGO, MICHIGAN

## Notes to Financial Statements

*Custodial Credit Risk - Investments.* For an investment, custodial credit risk is the risk that, in the event of the failure of the counterparty, the County will not be able to recover the value of its investments or collateral securities that are in the possession of an outside party. In order to minimize this risk, County policy limits the types of investments and pre-qualifies financial institutions. As of September 30, 2015, none of the County's investments were exposed to risk since the securities are held in the County's name by the counterparty. Following is a summary of the County's investments as of September 30, 2015:

U.S. agencies	\$ 6,288,710
Money market funds	<u>4,167,446</u>
<b>Total</b>	<b><u>\$ 10,456,156</u></b>

*Credit Risk.* State law limits investments to specific government securities, certificates of deposits and bank accounts with qualified financial institutions, commercial paper with specific maximum maturities and ratings when purchased, bankers acceptances of specific financial institutions, qualified mutual funds and qualified external investment pools as identified in the list of authorized investments in the summary of significant accounting policies. The County's investment policy does not have specific limits in excess of state law on investment credit risk.

Credit risk ratings, where applicable, are summarized as follows:

S&P AA+	\$ 6,288,710
S&P AAAm	<u>4,167,446</u>
<b>Total</b>	<b><u>\$ 10,456,156</u></b>

*Interest Rate Risk.* Interest rate risk is the risk that the market rate of securities in the portfolio will fall due to changes in market interest rates. State law limits the allowable investments and the maturities of some of the allowable investments as identified in the summary of significant accounting policies. The County's investment policy does not have specific limits in excess of state law on investment maturities as a means of managing its exposure to fair value losses arising from increasing interest rates.

Maturity dates for investments and certificates of deposit held at year-end are summarized as follows:

	Certificates of Deposit	Investments
No maturity	\$ -	\$ 4,167,446
Due within one year	1,703,458	-
Due in 1-5 years	3,654,318	2,995,209
Due in 6-10 years	440,120	3,193,291
Due in 11-15 years	<u>-</u>	<u>100,210</u>
<b>Total</b>	<b><u>\$ 5,797,896</u></b>	<b><u>\$ 10,456,156</u></b>

# COUNTY OF NEWAYGO, MICHIGAN

## Notes to Financial Statements

*Concentration of Credit Risk.* Concentration of credit risk is the risk of loss attributed to the magnitude of the County's investment in a single issuer. State law limits allowable investments but does not limit concentration of credit risk as identified in the list of authorized investments in the summary of significant accounting policies. The County's investment policy limits investments in a single financial institution of a single security type (with the exception of U.S. treasuries and agencies and authorized pools) to 70% of the total investment portfolio. All investments held at year end are reported above.

### 5. RECEIVABLES AND DEFERRED INFLOWS OF RESOURCES

Receivables are comprised of the following at year-end:

	Governmental Activities	Business-type Activities	Component Units
Accounts	\$ 626,039	\$ 62,534	\$ 1,681,430
Less: allowance for uncollectibles	-	-	(76,802)
Loans receivable	1,126,178	-	-
Taxes (current)	1,442,156	-	-
Taxes (delinquent)	-	3,131,666	-
Due from other governments	893,232	68,625	1,567,531
Special assessments	-	-	467,790
Leases	-	3,386,180	-
<b>Total receivables</b>	<b>\$ 4,087,605</b>	<b>\$ 6,649,005</b>	<b>\$ 3,639,949</b>

Of the amounts reported for receivables above, loans receivable of \$1,126,178, special assessments receivable of \$72,359, and leases receivable \$2,833,726 are not expected to be collected within one year.

Governmental funds report deferred inflows of resources in connection with receivables for revenues that are not considered to be available to liquidate liabilities of the current period. At the end of the current fiscal year, the County reported deferred inflows of resources reported in governmental funds of \$740,262 for property taxes receivable.

### 6. OTHER ASSETS

Other assets as reported in the statement of net position consist of the following at year-end:

	Governmental Activities	Component Units
Inventories	\$ -	\$ 991,713
Prepays	551,339	357,152
<b>Total other assets</b>	<b>\$ 551,339</b>	<b>\$ 1,348,865</b>

# COUNTY OF NEWAYGO, MICHIGAN

## Notes to Financial Statements

### 7. ACCOUNTS PAYABLE AND ACCRUED LIABILITIES

Payables are comprised of the following at year-end:

	Governmental Activities	Business-type Activities	Component Units
Accounts	\$ 902,954	\$ 39,492	\$ 1,706,037
Accrued liabilities	554,083	-	589,662
Due to other governments	424,194	-	2,272,628
Accrued interest on long-term debt	91,249	45,147	-
<b>Total payables</b>	<b>\$ 1,972,480</b>	<b>\$ 84,639</b>	<b>\$ 4,568,327</b>

### 8. INTERFUND RECEIVABLES AND PAYABLES AND TRANSFERS

The composition of interfund balances as of September 30, 2015, was as follows:

Due to and from primary government funds

	Due from Other Funds	Due to Other Funds
General fund	\$ 164,720	\$ 14,096
Nonmajor governmental funds	23,416	133,985
2012 and prior delinquent tax	1,245,000	-
2014 delinquent tax	-	1,000,000
Nonmajor enterprise funds	-	245,000
Internal service funds	24,511	64,566
<b>Totals</b>	<b>\$ 1,457,647</b>	<b>\$ 1,457,647</b>

These balances resulted from the time lag between the dates that (1) interfund goods and services are provided or reimbursable expenditures occur, (2) transactions are recorded in the accounting system, and (3) payments between funds are made. In addition, balances between delinquent tax funds relate to short-term loans to finance the annual tax settlement.

# COUNTY OF NEWAYGO, MICHIGAN

## Notes to Financial Statements

### Interfund receivables and payables

	Interfund Receivable	Interfund Payable
General fund	\$ -	\$ 192,530
Nonmajor governmental funds	-	6,822
2012 and prior delinquent tax	202,373	-
Internal service funds	-	3,021
	<hr/>	<hr/>
Totals	<u>\$ 202,373</u>	<u>\$ 202,373</u>

The balances result from funds with negative balances in the County's pooled cash and investments.

### Due to and from component units

	Advance to Component Unit	Due to Primary Government
General fund	\$ 300,000	\$ -
2012 and prior delinquent tax	15,077	-
Drain commissioner	-	315,077
	<hr/>	<hr/>
Totals	<u>\$ 315,077</u>	<u>\$ 315,077</u>

The advances to the Drain Commissioner component unit are for the purpose of financing maintenance and construction for various drainage districts. The costs are ultimately recovered by the Drain Commissioner through special assessments to taxpayers benefiting from such improvements.

# COUNTY OF NEWAYGO, MICHIGAN

## Notes to Financial Statements

For the year ended September 30, 2015, interfund transfers consisted of the following:

Transfers Out	Transfers in					Totals
	General Fund	County Jail	Nonmajor Governmental Funds	Internal Service Funds	2012 and Prior Delinquent Tax	
General fund	\$ -	\$ 1,100,000	\$ 2,209,734	\$ 441,776	\$ -	\$ 3,751,510
County jail	-	-	49,730	14,467	-	64,197
Capital improvements	139,756	-	-	-	-	139,756
Nonmajor governmental funds	10,000	337,767	290,042	64,400	-	702,209
Internal service funds	831,052	130,624	288,906	156,186	-	1,406,768
Nonmajor enterprise funds	25,000	-	5,000	-	3,896	33,896
<b>Totals</b>	<b>\$ 1,005,808</b>	<b>\$ 1,568,391</b>	<b>\$ 2,843,412</b>	<b>\$ 676,829</b>	<b>\$ 3,896</b>	<b>\$ 6,098,336</b>

Transfers are used to: (1) move revenues from the fund that is required to collect them to the fund that is required or allowed to expend them; (2) move receipts restricted to or allowed for debt service from the funds collecting the receipts to the debt service fund as debt service payments become due; and (3) use unrestricted revenues collected in the general fund to finance various programs accounted for in other funds in accordance with budgetary authorizations.

# COUNTY OF NEWAYGO, MICHIGAN

## Notes to Financial Statements

### 9. CAPITAL ASSETS

#### Primary government

Capital asset activity for the primary government for the year ended September 30, 2015, was as follows:

	Beginning Balance	Additions	Disposals	Transfers	Ending Balance
<b>Governmental activities</b>					
Capital assets, not being depreciated:					
Land	\$ 2,233,586	\$ -	\$ -	\$ -	\$ 2,233,586
Construction in progress	-	192,391	-	-	192,391
	<u>2,233,586</u>	<u>192,391</u>	<u>-</u>	<u>-</u>	<u>2,425,977</u>
Capital assets, being depreciated:					
Buildings	23,130,537	54,792	-	-	23,185,329
Land improvements	940,625	10,196	-	-	950,821
Office equipment	3,691,328	203,827	(28,788)	-	3,866,367
Vehicles	1,854,524	159,803	(88,679)	-	1,925,648
	<u>29,617,014</u>	<u>428,618</u>	<u>(117,467)</u>	<u>-</u>	<u>29,928,165</u>
Less accumulated depreciation for:					
Buildings	(8,962,118)	(669,447)	-	-	(9,631,565)
Land improvements	(619,832)	(32,410)	-	-	(652,242)
Office equipment	(3,081,042)	(171,308)	28,788	-	(3,223,562)
Vehicles	(1,571,345)	(164,922)	88,679	-	(1,647,588)
	<u>(14,234,337)</u>	<u>(1,038,087)</u>	<u>117,467</u>	<u>-</u>	<u>(15,154,957)</u>
Total capital assets being depreciated, net	<u>15,382,677</u>	<u>(609,469)</u>	<u>-</u>	<u>-</u>	<u>14,773,208</u>
<b>Governmental activities capital assets, net</b>	<u>\$ 17,616,263</u>	<u>\$ (417,078)</u>	<u>\$ -</u>	<u>\$ -</u>	<u>\$ 17,199,185</u>
<b>Business-type activities</b>					
Capital assets, being depreciated:					
Land improvements	\$ 15,686	\$ -	\$ -	\$ -	\$ 15,686
Equipment	29,341	-	-	-	29,341
	<u>45,027</u>	<u>-</u>	<u>-</u>	<u>-</u>	<u>45,027</u>
Less accumulated depreciation for:					
Land improvements	(2,077)	(1,569)	-	-	(3,646)
Equipment	(17,110)	(5,868)	-	-	(22,978)
	<u>(19,187)</u>	<u>(7,437)</u>	<u>-</u>	<u>-</u>	<u>(26,624)</u>
<b>Business-type activities capital assets, net</b>	<u>\$ 25,840</u>	<u>\$ (7,437)</u>	<u>\$ -</u>	<u>\$ -</u>	<u>\$ 18,403</u>

# COUNTY OF NEWAYGO, MICHIGAN

## Notes to Financial Statements

Depreciation expense was charged to functions/programs of the primary government as follows:

Depreciation of governmental activities by function	
General government	\$ 456,591
Public safety	336,701
Health and welfare	83,557
Cultural and recreation	20,209
Judicial	506
Internal service funds *	<u>140,523</u>
<b>Total governmental activities</b>	<b><u>\$ 1,038,087</u></b>

\* Capital assets held by the government's internal service funds are charged to the various functions based on their usage of the assets

Depreciation of business-type activities by function	
2012 and prior delinquent tax	\$ 3,039
P.A. 123	1,759
Nonmajor enterprise funds	<u>2,639</u>
<b>Total business-type activities</b>	<b><u>\$ 7,437</u></b>

As of September 30, 2015, governmental activities had outstanding commitments through construction contracts of approximately \$805,000. As described in Note 19, a portion of these commitments is being funded through State and local grants.

### Discretely presented component units

Capital assets activity for the Central Dispatch Authority component unit for the year ended September 30, 2015, was as follows:

	Beginning Balance	Additions	Disposals	Transfers	Ending Balance
<b>Central Dispatch Authority</b>					
Capital assets, not being depreciated:					
Construction in progress	\$ 199,259	\$ 181,970	\$ -	\$ (381,229)	\$ -
Capital assets, being depreciated:					
Equipment	356,001	-	-	381,229	737,230
Less accumulated depreciation for:					
Equipment	(309,577)	(9,817)	-	-	(319,394)
<b>Total capital assets being depreciated, net</b>	<b><u>46,424</u></b>	<b><u>(9,817)</u></b>	<b><u>-</u></b>	<b><u>381,229</u></b>	<b><u>417,836</u></b>
<b>Central Dispatch Authority capital assets, net</b>	<b><u>\$ 245,683</u></b>	<b><u>\$ 172,153</u></b>	<b><u>\$ -</u></b>	<b><u>\$ -</u></b>	<b><u>\$ 417,836</u></b>



# COUNTY OF NEWAYGO, MICHIGAN

## Notes to Financial Statements

Capital assets activity for the Drain Commissioner component unit for the year ended September 30, 2015, was as follows:

	Beginning Balance	Additions	Disposals	Transfers	Ending Balance
Drain Commissioner					
Capital assets, being depreciated:					
Infrastructure	\$ 578,481	\$ -	\$ -	\$ -	\$ 578,481
Less accumulated depreciation for:					
Infrastructure	(485,982)	(18,338)	-	-	(504,320)
Drain Commissioner capital assets, net	<u>\$ 92,499</u>	<u>\$ (18,338)</u>	<u>\$ -</u>	<u>\$ -</u>	<u>\$ 74,161</u>

## 10. LONG-TERM DEBT

The following is a summary of long-term debt transactions for the year ended September 30, 2015:

	Beginning Balance	Additions	Deductions	Ending Balance	Due Within One Year
Governmental activities					
General obligation bonds	\$ 12,770,000	\$ 1,117,000	\$ (2,225,000)	\$ 11,662,000	\$ 986,000
Premium on bonds payable	11,079	-	(1,031)	10,048	1,031
Compensated absences	420,764	81,152	(106,337)	395,579	59,484
Total governmental activities	<u>\$ 13,201,843</u>	<u>\$ 1,198,152</u>	<u>\$ (2,332,368)</u>	<u>\$ 12,067,627</u>	<u>\$ 1,046,515</u>
Business-type activities					
General obligation bonds	\$ 3,684,180	\$ -	\$ (490,000)	\$ 3,194,180	\$ 485,000
Premium on bonds payable	245,013	-	(32,309)	212,704	32,309
Notes payable	1,320,000	2,000,000	(2,270,000)	1,050,000	-
Total business-type activities	<u>\$ 5,249,193</u>	<u>\$ 2,000,000</u>	<u>\$ (2,792,309)</u>	<u>\$ 4,456,884</u>	<u>\$ 517,309</u>
Discretely Presented Component Units					
Central Dispatch Authority					
Compensated absences	<u>\$ 19,310</u>	<u>\$ 2,277</u>	<u>\$ (2,169)</u>	<u>\$ 19,418</u>	<u>\$ 2,210</u>

# COUNTY OF NEWAYGO, MICHIGAN

## Notes to Financial Statements

*General Obligation Bonds.* The government issues general obligation bonds to provide funds to construct major capital facilities and refund previously issued bonds. Such bonds are generally repaid from voter-approved property tax levies, interfund transfers and contributions from local municipalities. The County has pledged its full faith and credit for payment on the general obligation bonds. Also, under the terms of certain bond agreements, local units have pledged their full faith and credit to pay the County each year such amounts.

General obligation bonds of business-type activities are offset by capital leases receivable from the local units of government for which the bonds were issued in the County's name. The terms of these capital leases, which relate to water and sewer systems constructed by the County on behalf of the local units, match the debt maturity requirements of the related bonds.

### Governmental Activities

\$5,550,000 2009 Jail Improvement Bonds (Series A), due in annual installments of \$175,000 to \$555,000 plus interest ranging from 2.50% to 5.00% through 2025.	\$ 4,710,000
\$6,930,000 2013 Medical Care Facility Refunding Bonds, due in annual installments of \$545,000 to \$625,000 plus interest at 0.45% to 1.95% through 2025.	5,835,000
\$1,117,000 2015 Mental Health Refunding Bonds, due in annual installments of \$56,000 to \$96,000 plus interest ranging from 2.675% through 2030.	<u>1,117,000</u>
Total governmental activities	<u>\$ 11,662,000</u>

### Business-type Activities

\$3,780,000 2012 Chain of Lakes Refunding Bond, due in annual installments of \$360,000 to \$400,000 plus interest ranging from 2.00% to 4.00% through 2022.	\$ 2,630,000
\$414,167 2005 Hesperia Sanitary Sewer System Bonds, due in annual installments of \$20,000 to \$25,000 plus interest at 1.63% through 2025.	209,180
\$750,000 1978 Hesperia Wastewater Project Bonds, due in annual installments of \$5,000 to \$25,000 plus interest at 5.00% through 2018.	75,000
\$2,100,000 1981 White Cloud/Sherman Wastewater Bonds, due in annual installments of \$5,000 to \$70,000 plus interest at 5.00% through 2020.	<u>280,000</u>
Total business-type activities	<u>\$ 3,194,180</u>

# COUNTY OF NEWAYGO, MICHIGAN

## Notes to Financial Statements

*Advance Refunding.* During fiscal year 2015, the County issued \$1,117,000 of 2015 refunding bonds to provide resources to purchase U.S. government securities that were placed in an escrow fund for the purpose of generating resources for all future debt service payments on \$1,075,000 of refunded 2006 general obligation limited tax bonds. As a result, the bonds are considered defeased and the liability has been removed from the statement of net position. The refunding resulted in a savings of \$154,881 and an economic gain of \$129,978. The bonds were called prior to year-end. Accordingly, no defeased bonds are outstanding at September 30, 2015.

*Notes Payable.* The 2014 delinquent tax fund issued notes payable for the 2014 property tax settlements. The tax notes payable are backed by the limited tax, full faith and credit of the County. Current debt service requirements are funded by the collection of delinquent tax revenues and are maintained in an enterprise fund. The County makes payments on delinquent tax notes as resources become available. Notes payable outstanding at September 30, 2015, were as follows:

**Notes Payable**

\$2,000,000 2014 Delinquent Tax Fund Note Payable, interest at 0.881%, due on or before December 1, 2016 (repayment to be as funds become available) \$ 1,050,000

Annual debt service requirements to maturity for long-term debt are as follows:

Year Ended September 30,	Governmental Activities		Business-type Activities	
	Principal	Interest	Principal	Interest
2016	\$ 986,000	\$ 310,800	\$ 485,000	\$ 116,948
2017	1,015,000	286,316	480,000	101,074
2018	1,044,000	265,716	475,000	85,348
2019	1,079,000	242,040	455,000	66,524
2020	1,103,000	210,836	450,000	48,198
2021-2025	6,006,000	589,411	849,180	49,936
2026-2030	429,000	35,953	-	-
<b>Totals</b>	<u><u>\$ 11,662,000</u></u>	<u><u>\$ 1,941,072</u></u>	<u><u>\$ 3,194,180</u></u>	<u><u>\$ 468,028</u></u>

The compensated absences liability attributable to the governmental activities is expected to be liquidated by the general fund and internal service funds.

## 11. OPERATING LEASES

*Community Mental Health*

On June 1, 2007, the County entered into a lease agreement with the Newaygo County Mental Health Board (the "Board", a separate governmental entity) for office space. The facility construction was funded, in part, by general obligation limited tax bonds, issued by the County. The County signed a 25-year operating lease agreement with the Board for use of the facility, which will remain under ownership of the County itself. Lease payments are due and payable each quarter in the amount of \$18,000 plus an additional amount to fund interest expense on the bonds issued by the County, based on the bond amortization schedule.

# COUNTY OF NEWAYGO, MICHIGAN

## Notes to Financial Statements

The facility has been recorded in capital assets of governmental activities at the initial cost of \$1,915,495, less accumulated depreciation through September 30, 2015 of \$636,928. Rental income for the year ended September 30, 2015 amounted to \$125,828, recorded in the Mental Health Building Bonds debt service fund.

### *State of Michigan Department of Human Services*

The County leases property to the State of Michigan Department of Human Services (DHS) under an agreement through June 30, 2026. Lease payments are due in monthly installments and increase annually. The property has been recorded in capital assets of governmental activities at the initial cost of \$2,662,847, less accumulated depreciation through September 30, 2015 of \$1,059,965. Rental income for the year ended September 30, 2015 amounted to \$104,671, recorded in the Building Authority enterprise fund.

Annual lease payments to maturity for operating leases are as follows:

Year Ended September 30,	Community Mental Health	Department of Human Services	Total
2016	\$ 123,600	\$ 104,412	\$ 228,012
2017	121,200	106,104	227,304
2018	118,800	106,104	224,904
2019	116,400	106,104	222,504
2020	225,600	106,104	331,704
2021-2025	410,400	548,064	958,464
2026-2030	428,400	82,674	511,074
2031-2032	108,000	-	108,000
<b>Totals</b>	<b>\$ 1,652,400</b>	<b>\$ 1,159,566</b>	<b>\$ 2,811,966</b>

## 12. RISK MANAGEMENT

The County is exposed to various risks of loss related to torts; theft of, damage to, and destruction of assets; errors and omissions; injuries to employees; and natural disasters. The County is insured with private carriers for employee health care, life insurance, and disability coverage. The County is a member of the Michigan Association of Counties Workers Compensation Fund (MACWCF) for its workers' compensation coverage. The pool is organized under Public Act 317 of 1969, as amended. In the event that the pool's claims and expenses exceed the premiums charged, participating members may be subject to additional premiums to cover the deficiency. The County is not aware of any additional charges being required for any of the last three fiscal years.

# COUNTY OF NEWAYGO, MICHIGAN

## Notes to Financial Statements

The County is an individual member of the Michigan Municipal Risk Management Authority (MMRMA) for its property and general liability insurance coverage. The County makes annual contributions to MMRMA based on actuarial studies using historical data and insurance industry statistics. Such contributions as received by MMRMA are allocated between its general and member retention funds. Economic resources in the MMRMA’s general fund are expended for reinsurance coverage, claim payments and certain general and administrative costs, whereas resources in the member retention fund are used for loss payments and defense costs up to the members’ self-insured retention limits along with certain other member-specific costs.

Changes in the balances of claims liabilities are as follows:

	Year Ended September 30,	
	2015	2014
Estimated liability, beginning of year	\$ 43,026	\$ 74,362
Estimated claims incurred	87,458	13,618
Claim payments	<u>(21,562)</u>	<u>(44,954)</u>
Estimated liability, end of year	<u>\$ 108,922</u>	<u>\$ 43,026</u>

Additionally, the County provides health and wellness benefits to its employees through a self insurance program. Premiums are paid into the health and wellness internal service fund by all other funds and are available to pay claims and administrative costs of the program. Interfund premiums are based primarily upon claims experience and are reported as quasi-external interfund transactions. The County holds stop-loss coverage on the plan for claims in excess of \$140,000.

The County estimates the liability for its self-insured coverages and includes both those claims that have been reported as well as those that have not yet been reported. These estimates are prepared with the assistance of the County's third-party administrators for claims management and are recorded in the health and wellness internal service fund. Changes in the estimated claims liability are as follows:

	Year Ended September 30,	
	2015	2014
Estimated liability, beginning of year	\$ 51,821	\$ 53,975
Estimated claims incurred	3,136,474	2,268,575
Claim payments	<u>(3,058,436)</u>	<u>(2,270,729)</u>
Estimated liability, end of year	<u>\$ 129,859</u>	<u>\$ 51,821</u>

## 13. PROPERTY TAXES

County general fund property taxes are levied on July 1 of each year (the lien date) and are due in full by September 14, though they do not become delinquent until March 1 of the following year. For levies other than the general fund, the lien date is December 1.

# COUNTY OF NEWAYGO, MICHIGAN

## Notes to Financial Statements

Property taxes are levied on the assessed taxable value of the property as established by local units, accepted by the County and equalized under State statute at approximately 50 percent of the current estimated market value.

The taxable value of real and personal property for 2015, for which revenue was recognized in the general fund, was \$1,468,898,634. The general operating tax rate for this levy was 5.3685 mills. The County assessed an additional 0.9968 mills sheriff road patrol operations, 0.1000 mills for veterans' affairs, 0.4983 mills for commission on aging, and 0.4000 mills to fund debt service payments on the medical care facility bonds. These additional levies were based on the 2014 taxable value of \$1,427,199,690.

### 14. CONTINGENT LIABILITIES

The County is a defendant in various lawsuits. Although the outcome of these lawsuits is not presently determinable, in the opinion of the County and its attorney, the resolution of these matters will not have a material adverse effect on the financial condition of the County.

Amounts received or receivable from grantor agencies are subject to audit and adjustment by grantor agencies, principally the Federal government. Any disallowed claims, including amounts already collected, may constitute a liability of the applicable funds. The amount, if any, of expenditures which may be disallowed by the grantor cannot be determined at this time although the County expects such amounts, if any, to be immaterial.

### 15. BENEFIT PLANS

#### Defined Benefit Pension Plan

##### *General Information About the Plan*

*Plan Description.* The County (including the Central Dispatch Authority component unit) participates in the Municipal Employees' Retirement System (MERS) of Michigan, a defined benefit pension plan that provides certain retirement, disability and death benefits to plan members and beneficiaries. MERS is an agent multiple-employer, state-wide public employee pension plan established by the Michigan Legislature under Public Act 135 of 1945 and administered by a nine member Retirement Board. Public Act 427 of 1984, as amended, establishes and amends the benefit provisions of the participants in MERS. MERS issues a publicly available financial report that includes financial statements and required supplementary information. This report may be obtained accessing the MERS website at [www.mersofmich.com](http://www.mersofmich.com).

*Benefits Provided.* Pension benefits vary by division and are calculated as final average compensation (based on a 5 years) and a multiplier ranging from 2.25% to 2.50% as summarized in the table below. Participants are fully vested in the plan after 10 years. Normal retirement age is 60 with early retirement at age 50 or 55, based on division and year of service. Early retirement based on a reduced benefit is available at age 50 with 25 years of service and/or age 55 with 15 years of service, based on division. Member contributions range from 0% to 4.49% of covered wages as presented in the table below. All divisions are closed to new hires who are enrolled in the County's defined contribution plan.

# COUNTY OF NEWAYGO, MICHIGAN

## Notes to Financial Statements

*Employees Covered by Benefit Terms.* At December 31, 2014, plan membership consisted of the following:

Inactive employees or beneficiaries currently receiving benefits	107
Inactive employees entitled to but not yet receiving benefits	15
Active employees	36
 Total membership	 158

*Contributions.* The County is required to contribute amounts at least equal to the actuarially determined rate, as established by the MERS Retirement Board. The actuarially determined rate is the estimated amount necessary to finance the cost of benefits earned by employees during the year, with an additional amount to finance any unfunded accrued liability. Since all divisions are closed to new hires, employer contributions are expressed as a fixed monthly amount as summarized in the following table:

Division	Employer Contribution Rate	Employee Contribution Rate	Benefit Multiplier
Unclassified	\$ 7,823	0.00%	2.25%
Police Officers Labor	18,750	0.00%	2.50%
Appointed Department Heads	12,563	2.94%	2.50%
Teamster Employees	4,529	4.49%	2.50%
Central Dispatch	3,177	0.00%	2.25%
Corrections Officers	6,487	0.00%	2.50%
Command Unit	5,340	0.00%	2.50%
Corrections Command	2,789	0.00%	2.50%

*Net Pension Liability.* The County's net pension liability was measured as of December 31, 2014, and the total pension liability used to calculate the net pension liability was determined by an actuarial valuation as of that date.

*Actuarial Assumptions.* The total pension liability in the December 31, 2014 actuarial valuation was determined using the following actuarial assumptions, applied to all periods included in the measurement:

Inflation	3% to 4%
Salary increases	4.5% in the long-term (2% and 3% for calendar years 2015 and 2016, respectively)
Investment rate of return	8.25%, net of investment expense and including inflation

Although no specific price inflation assumptions are needed for the valuation, the 4.5% long-term wage inflation assumption would be consistent with a price inflation of 3% to 4%.

Mortality rates used were based on the 1994 Group Annuity Mortality Table of a 50% Male and 50% Female blend. For disabled retirees, the regular mortality table is used with a 10-year set forward in ages to reflect the higher expected mortality rates of disabled members.

# COUNTY OF NEWAYGO, MICHIGAN

## Notes to Financial Statements

The actuarial assumptions used in the December 31, 2014 valuation were based on the results of an actuarial experience study conducted for the period from December 31, 2003 through December 31, 2008.

The long-term expected rate of return on pension plan investments was determined using a model method in which the best-estimate ranges of expected future real rates of return (expected returns, net of investment and administrative expenses and inflation) are developed for each major asset class. These ranges are combined to produce the long-term expected rate of return by weighting the expected future real rates of return by the target asset allocation percentage and by adding expected inflation. The target allocation and best estimates of arithmetic real rates of return for each major asset class are summarized in the following table:

Asset Class	Target Allocation	Long-term Expected Real Rate of Return	Expected Money-Weighted Rate of Return
Global equity	57.50%	5.02%	2.89%
Global fixed income	20.00%	2.18%	0.44%
Real assets	12.50%	4.23%	0.51%
Diversifying strategies	<u>10.00%</u>	6.56%	0.66%
	<u>100.00%</u>		
Inflation			3.50%
Administrative expenses netted above			<u>0.25%</u>
Investment rate of return			<u>8.25%</u>

*Discount Rate.* The discount rate used to measure the total pension liability is 8.25%. The projection of cash flows used to determine the discount rate assumes that employer and employee contributions will be made at the rates agreed upon for employees and the actuarially determined rates for employers. Based on these assumptions, the pension plan's fiduciary net position was projected to be available to pay all projected future benefit payments of current active and inactive employees. Therefore, the long-term expected rate of return on pension plan investments was applied to all periods of projected benefit payments to determine the total pension liability.



# COUNTY OF NEWAYGO, MICHIGAN

## Notes to Financial Statements

### *Changes in Net Pension Liability*

The components of the change in the net pension liability are summarized as follows:

	Total Pension Liability (a)	Plan Fiduciary Net Position (b)	Net Pension Liability (a) - (b)
Balances at December 31, 2013	\$ 24,215,411	\$ 19,289,042	\$ 4,926,369
Changes for the year:			
Service cost	177,889	-	177,889
Interest	1,936,675	-	1,936,675
Employer contributions	-	1,135,610	(1,135,610)
Employee contributions	-	8,638	(8,638)
Net investment income	-	1,209,412	(1,209,412)
Benefit payments, including refunds of employee contributions	(1,659,002)	(1,659,002)	-
Administrative expense	-	(44,398)	44,398
Net changes	455,562	650,260	(194,698)
Balances at December 31, 2014	\$ 24,670,973	\$ 19,939,302	\$ 4,731,671

The net pension liability is recorded in the accompanying financial statements as follows:

Governmental activities	\$ 4,261,343
Central Dispatch Authority component unit	470,328
	<u>\$ 4,731,671</u>

*Sensitivity of the Net Pension Liability to Changes in the Discount Rate.* The following presents the net pension liability of the County, calculated using the discount rate of 8.25%, as well as what the County's net pension liability would be if it were calculated using a discount rate that is 1% lower (7.25%) or 1% higher (9.25%) than the current rate:

	1% Decrease (7.25%)	Current Discount Rate (8.25%)	1% Increase (9.25%)
County's net pension liability	\$ 7,066,637	\$ 4,731,671	\$ 2,717,478

*Pension Plan Fiduciary Net Position.* Detailed information about the pension plan's fiduciary net position is available in the separately issued Plan financial statements.

# COUNTY OF NEWAYGO, MICHIGAN

## Notes to Financial Statements

### *Pension Expense and Deferred Outflows of Resources and Deferred Inflows of Resources Related to Pensions*

For the year ended September 30, 2015, the County recognized pension expense of \$653,816. The County reported pension-related deferred outflows of resources and deferred inflows of resources from the following sources:

	Deferred Outflows of Resources	Deferred Inflows of Resources	Net Deferred Outflows (Inflows) of Resources
Net difference between projected and actual earnings on pension plan investments	\$ 287,095	\$ -	\$ 287,095
Contributions subsequent to the measurement date	892,214	-	892,214
<b>Total</b>	<b>\$ 1,179,309</b>	<b>\$ -</b>	<b>\$ 1,179,309</b>
Amounts are recorded in the accompanying financial statements as follows:			
Governmental activities	\$ 1,063,808	\$ -	\$ 1,063,808
Central Dispatch Authority component unit	115,501	-	115,501
	<b>\$ 1,179,309</b>	<b>\$ -</b>	<b>\$ 1,179,309</b>

The amount of deferred outflows of resources related to County contributions subsequent to the measurement date will be recognized as a reduction of the net pension liability in the year ended September 30, 2016. Other amounts reported as pension-related deferred outflows of resources and deferred inflows of resources will be recognized in pension expense as follows:

Year Ended September 30,	Amount
2016	\$ 71,774
2017	71,774
2018	71,774
2019	71,773
<b>Total</b>	<b>\$ 287,095</b>

*Payable to the Pension Plan.* At September 30, 2015, the County reported a payable of \$99,408 for the outstanding amount of contributions to the pension plan required for the year ended September 30, 2015.

# COUNTY OF NEWAYGO, MICHIGAN

## Notes to Financial Statements

### Defined Contribution Pension Plan

The County provides pension benefits for substantially all of its full-time employees through the Newaygo County Defined Contribution Pension Plan, a defined contribution plan. The Newaygo County Board of Commissioners is the administrator of the plan and also establishes and amends the plan provisions and the contribution requirements. In a defined contribution plan, benefits depend solely on amounts contributed to the plan, plus investment earnings. Employees are eligible to participate immediately upon hire. By County Resolution, the plan requires the County to contribute, on behalf of each covered employee, 5.0% of the employees' compensation. The County is also required to match employee contributions up to 3.0% of compensation.

Participants may make voluntary contributions into the plan. The County's contributions for each employee (and interest allocated to the employee's account) are fully vested after four years of continuous service. The employee contributions become fully vested at the time of their contribution to the plan. County contributions for, and interest forfeited by, employees who leave employment before four years of service are used to reduce the County's current-period contribution requirement. Vesting is based on years of participation in the plan. If the employee withdraws from the plan, that period of time is not included as time vested.

At year-end, the plan included 221 participants (152 active employees and 69 terminated). Employer and employee contributions to the plan for the year ended September 30, 2015 amounted to \$485,583 and \$197,891, respectively, of which \$23,726 was payable at September 30, 2015.

## 16. OTHER POSTEMPLOYMENT BENEFITS

*Plan Description.* The County of Newaygo Retiree Healthcare Plan (the "Plan") is a single-employer defined benefit postemployment healthcare plan which provides medical insurance and prescription drug coverage to qualified retirees and their beneficiaries. As of October 1, 2013, the date of the most recent actuarial valuation, the Plan included 193 members (46 retirees and 147 active employees).

*Funding Policy.* The contribution requirements of Plan members and the County are established and may be amended by the County Board of Commissioners. Retirees receiving benefits contribute a percentage of actual premiums for retiree and spousal coverage, depending on bargaining unit. The County participates in the MERS Retiree Health Funding Vehicle, a legally established trust under section 401(a) of the Internal Revenue Code. For the fiscal year ended September 30, 2015, the County contributed \$721,715 to the Plan, which included \$73,682 normal cost for current benefits and \$648,033 to amortize the unfunded actuarial accrued liability. Retirees receiving benefits are not currently required to contribute to the Plan.

*Annual OPEB Cost and Net OPEB Obligation.* The County's annual other postemployment benefit (OPEB) cost (expense) is calculated based on the annual required contribution of the employer (ARC), an amount actuarially determined in accordance with the parameters of GASB Statement 45. The ARC represents a level of funding that, if paid on an ongoing basis, is projected to cover normal cost each year and amortize any unfunded actuarial liabilities (or funding excess) over a period not to exceed thirty years.

# COUNTY OF NEWAYGO, MICHIGAN

## Notes to Financial Statements

*Funded Status and Funding Progress.* As of October 1, 2013, the date of the most recent actuarial valuation, the Plan was 13.5% funded. The actuarial accrued liability for benefits was \$10,618,602, and the actuarial value of assets was \$1,433,150, resulting in an unfunded actuarial accrued liability (UAAL) of \$9,185,452. Covered payroll (annual payroll for active employees covered by the plan) was \$6,228,326 and the ratio of unfunded actuarial accrued liability to covered payroll was 147.5%. The schedule of funding progress, presented as required supplementary information following the notes to the financial statements, presents multiyear trend information about whether the actuarial value of plan assets is increasing or decreasing over time relative to the actuarial accrued liabilities for benefits.

Actuarial valuations of an ongoing plan involve estimates of the value of reported amounts and assumptions about the probability of occurrence of events far into the future. Examples include assumptions about future employment, mortality, and the healthcare cost trend. Amounts determined regarding the funded status of the plan and the annual required contributions of the employer are subject to continual revision as actual results are compared with past expectations and new estimates are made about the future.

The County's annual OPEB cost, the percentage of annual OPEB cost contributed to the Plan, and the net OPEB obligation for 2015 and the two preceding years were as follows:

Three-Year Trend Information			
Year Ended September 30,	Annual OPEB Cost	Percentage of Annual OPEB Cost Contributed	Net OPEB Obligation
2013	\$ 749,447	100%	\$ -
2014	809,083	100%	-
2015	721,715	100%	-

*Actuarial Methods and Assumptions.* Projections of benefits for financial reporting purposes are based on the substantive plan (the plan as understood by the employer and the plan members) and include the types of benefits provided at the time of each valuation and the historical pattern of sharing of benefit costs between the employer and plan members to that point. The actuarial methods and assumptions used include techniques that are designed to reduce the effects of short-term volatility in actuarial accrued liabilities and the actuarial value of assets, consistent with the long-term perspective of the calculations.

In the 2013 actuarial valuation, the entry age actuarial cost method was used. The actuarial assumptions included (a) a rate of return on investments of 7.0%; (b) retirement rate of 100% at age 75; (c) projected participation of current employees upon retirement of 75% with a projected 33% of current employees electing two-party coverage upon retirement; and (d) projected healthcare benefit increases of 4.4% to 8.3%. The actuarial value of assets was determined using techniques that smooth the effects of short-term volatility in the fair value of investments. The unfunded actuarial accrued liability is being amortized as a level dollar amount over 30 years on an open basis.

# COUNTY OF NEWAYGO, MICHIGAN

## Notes to Financial Statements

### 17. FUND BALANCES - GOVERNMENTAL FUNDS

In accordance with GASB Statement No. 54, *Fund Balance Reporting and Governmental Fund Type Definitions*, the County classifies fund balances primarily on the extent to which a government is bound to observe constraints imposed upon the use of the resources reported in governmental funds. Detailed information on fund balances of governmental funds is as follows:

	General Fund	Special Investigative Unit	Jail	Capital Improvement	Nonmajor Funds	Total
<b>Nonspendable:</b>						
Prepays	\$ 7,018	\$ -	\$ -	\$ -	\$ -	\$ 7,018
Long-term advances	300,000	-	-	-	-	300,000
Long-term loans	-	-	-	-	1,126,178	1,126,178
<b>Total nonspendable</b>	<b>307,018</b>	<b>-</b>	<b>-</b>	<b>-</b>	<b>1,126,178</b>	<b>1,433,196</b>
<b>Restricted for:</b>						
Family counseling (P.A. 128)	81,293	-	-	-	-	81,293
Law enforcement and road patrol	-	119,023	-	-	83,293	202,316
Jail training	-	-	30,044	-	-	30,044
Building inspections (P.A. 245)	-	-	-	-	223,879	223,879
Register of deeds technology (P.A. 698)	-	-	-	-	46,479	46,479
Law library (P.A. 59)	-	-	-	-	10,172	10,172
Debt service	-	-	-	-	553,515	553,515
Other purposes	21,492	-	-	-	55,735	77,227
<b>Total restricted</b>	<b>102,785</b>	<b>119,023</b>	<b>30,044</b>	<b>-</b>	<b>973,073</b>	<b>1,224,925</b>
<b>Committed for:</b>						
Substance abuse appropriation	25,442	-	-	-	-	25,442
Law enforcement and road patrol	-	-	-	-	343,925	343,925
Jail operations	-	-	249,172	-	68,670	317,842
General capital improvements	-	-	-	2,090,194	190,304	2,280,498
Hardy pond non-motorized trail	-	-	-	150,000	-	150,000
Sandy beach phase II	-	-	-	100,000	-	100,000
Debt service	-	-	-	-	361,972	361,972
Other purposes	15,940	-	-	-	-	15,940
<b>Total committed</b>	<b>41,382</b>	<b>-</b>	<b>249,172</b>	<b>2,340,194</b>	<b>964,871</b>	<b>3,595,619</b>
<b>Assigned for:</b>						
Emergency services	-	-	-	-	36,306	36,306
Community development	-	-	-	-	63,044	63,044
Animal control	11,724	-	-	-	-	11,724
Elections	47,976	-	-	-	-	47,976
Building repair and maintenance	175,918	-	-	-	-	175,918
Law enforcement	-	-	-	-	108,023	108,023
County parks	-	-	-	-	101,444	101,444
Friend of court	-	-	-	-	31,137	31,137
Social services	-	-	-	-	141,185	141,185
Child care	-	-	-	-	208,680	208,680
Soldiers' relief	-	-	-	-	133,876	133,876
Commission on aging programs	-	-	-	-	268,749	268,749
Other purposes	-	-	-	-	9,126	9,126
<b>Total assigned</b>	<b>235,618</b>	<b>-</b>	<b>-</b>	<b>-</b>	<b>1,101,570</b>	<b>1,337,188</b>
Unassigned	2,133,336	-	-	-	-	2,133,336
<b>Total fund balances, governmental funds</b>	<b>\$ 2,820,139</b>	<b>\$ 119,023</b>	<b>\$ 279,216</b>	<b>\$ 2,340,194</b>	<b>\$ 4,165,692</b>	<b>\$ 9,724,264</b>

# COUNTY OF NEWAYGO, MICHIGAN

## Notes to Financial Statements

### 18. NET INVESTMENT IN CAPITAL ASSETS

The composition of the County's net investment in capital assets as of September 30, 2015, was as follows:

	Governmental Activities	Business-type Activities	Component Units
Capital assets:			
Capital assets not being depreciated	\$ 2,425,977	\$ -	\$ 2,231,657
Capital assets being depreciated, net	14,773,208	18,403	51,309,420
	<u>17,199,185</u>	<u>18,403</u>	<u>53,541,077</u>
Related debt:			
Bonds payable	11,662,000	3,194,180	-
Premium on bonds payable	10,048	212,704	-
Deferred loss on refunding	(132,436)	(65,851)	-
Amounts related to capital leases	-	(3,341,033)	-
Installment purchase agreements	-	-	1,445,423
	<u>11,539,612</u>	<u>-</u>	<u>1,445,423</u>
Net investment in capital assets	<u>\$ 5,659,573</u>	<u>\$ 18,403</u>	<u>\$ 52,095,654</u>

### 19. INTERGOVERNMENTAL AGREEMENTS

#### *West Michigan Forensic Pathology Services*

Newaygo County has entered into an intergovernmental agreement with Mecosta County for establishment of a shared morgue. The morgue facility is housed in Mecosta County and the capital costs are being funded primarily through a State grant administered by Mecosta County. Accordingly, no amounts have been capitalized by Newaygo County. Under the terms of the agreement, the counties will share in costs of operation on a 50/50 basis along with any capital-related needs not funded through the State grant. Neither a separate legal entity nor a joint venture arrangement have been created at this time, but the counties' intent is to establish an Authority in the future. For the year ended September 30, 2015, Newaygo County expended a total of \$13,243.

#### *Newaygo/Mason-Oceana 911 Collaboration*

Newaygo County has entered into an intergovernmental agreement with Mason-Oceana 911 Authority for a shared 911 call-taking and dispatch service. The project is being funded primarily by a State grant in the amount of \$681,643. The entities have agreed to share in the administrative, legal and operational costs of the collaboration on a 50/50 basis. Each entity is invoiced by vendors for its share of any expenses. As of September 30, 2015, grant funds in the amount of \$430,826 have been recognized as revenue in the Central Dispatch Authority component unit. For the year ended September 30, 2015, total costs incurred on the project were \$186,920 of which \$181,970, was capitalized by Newaygo County.

# COUNTY OF NEWAYGO, MICHIGAN

## Notes to Financial Statements

### *Michigan Department of Natural Resources Waterways Agreement*

The County entered into an agreement with the Michigan Department of Natural Resources (MDNR) for renovation to a boating access site at Sandy Beach park. The cost of the project is estimated at \$839,875. MDNR has agreed to reimburse the County for construction costs incurred at a rate of 47.19% (up to a maximum of \$294,875). The County is responsible for the remaining cost of \$545,000 which will be funded primarily through a grant from the Fremont Area Community Foundation and a transfer of unrestricted amounts from other funds. At September 30, 2015, \$184,696 had been incurred and is reported as construction in progress of governmental activities.

## 20. RELATED PARTY TRANSACTIONS

During the year, the County conducted business with three of its elected officials. These transactions were for automobile repairs and maintenance, equipment rental, and survey and engineering services and were in the amounts of \$23,247, \$223, and \$67,045, respectively.

## 21. RESTATEMENTS

The County adopted the provisions of GASB Statement No. 68, *Accounting and Financial Reporting for Pensions*, in the current year. As a result of this change, beginning net position of governmental activities and the Central Dispatch Authority component unit was decreased by \$3,706,329 and \$381,835, respectively.

In the current year, the County determined that the Newaygo Community Mental Health Authority, a legally separate entity, met the criteria to be reported as a discretely presented component unit. The accompanying financial statements now include the statement of net position and results of operations of this entity.

## 22. SUBSEQUENT EVENT

On March 22, 2016, the Road Commission component unit issued a note payable in the amount of \$3,800,000 for the purpose of funding construction, improvement, maintenance and repair of roads. The note is secured by future State of Michigan Department of Transportation revenues.



This page intentionally left blank.



## REQUIRED SUPPLEMENTARY INFORMATION

# COUNTY OF NEWAYGO, MICHIGAN

## Required Supplementary Information

### MERS Agent Multiple-Employer Defined Benefit Pension Plan

#### Schedule of Changes in the County's Net Pension Liability and Related Ratios

	Year Ended September 30, 2015
Total pension liability	
Service cost	\$ 177,889
Interest	1,936,675
Benefit payments, including refunds of employee contributions	(1,659,002)
Net change in total pension liability	<u>455,562</u>
Total pension liability, beginning of year	<u>24,215,411</u>
Total pension liability, end of year	<u>24,670,973</u>
Plan fiduciary net position	
Employer contributions	1,135,610
Employee contributions	8,638
Net investment income	1,209,412
Benefit payments, including refunds of employee contributions	(1,659,002)
Administrative expense	(44,398)
Net change in plan fiduciary net position	<u>650,260</u>
Plan fiduciary net position, beginning of year	<u>19,289,042</u>
Plan fiduciary net position, end of year	<u>19,939,302</u>
County's net pension liability	<u>\$ 4,731,671</u>
Plan fiduciary net position as a percentage of total pension liability	80.82%
Covered-employee payroll	<u>\$ 1,717,803</u>
County's net pension liability as a percentage of covered-employee payroll	275.45%

The amounts presented for each fiscal year were determined as of December 31 of the preceding year.

Note: GASB 68 was implemented in fiscal year 2015. This schedule is being built prospectively. Ultimately, 10 years of data will be presented.

COUNTY OF NEWAYGO, MICHIGAN

**Required Supplementary Information**  
 MERS Agent Multiple-Employer Defined Benefit Pension Plan

Schedule of the Net Pension Liability

Fiscal Year Ended Sept. 30,	Total Pension Liability	Plan Net Position	Net Pension Liability	Plan Net Position as Percentage of Total Pension Liability	Covered-Employee Payroll	Net Pension Liability as Percentage of Covered Payroll
2015	\$ 24,670,973	\$ 19,939,302	\$ 4,731,671	80.82%	\$ 1,717,803	275.45%

The amounts presented for each fiscal year were determined as of December 31 of the preceding year.

Note: GASB 68 was implemented in fiscal year 2015. This schedule is being built prospectively. Ultimately, 10 years of data will be presented.

# COUNTY OF NEWAYGO, MICHIGAN

## Required Supplementary Information MERS Agent Multiple-Employer Defined Benefit Pension Plan

### Schedule of Contributions

Fiscal Year Ended Sept. 30,	Actuarially Determined Contribution	Contributions in Relation to the Actuarially Determined Contribution	Contribution Deficiency (Excess)	Covered-Employee Payroll	Contributions as Percentage of Covered-Employee Payroll
2015	\$ 744,876	\$ 1,189,619	\$ (444,743)	\$ 1,660,381	71.65%

Note: GASB 68 was implemented in fiscal year 2015. This schedule is being built prospectively. Ultimately, 10 years of data will be presented.

#### Notes to Schedule of Contributions

**Valuation Date** Actuarially determined contribution rates are calculated as of the December 31 that is 21 months prior to the beginning of the fiscal year in which contributions are reported.

Methods and assumptions used to determine contribution rates:

Actuarial cost method	Entry-age normal
Amortization method	Level percent of payroll, open
Remaining amortization period	5-12 years based on division
Asset valuation method	10 year
Inflation	3.0% to 4.0%
Salary increases	4.5% in the long-term (1%, 2% and 3% for calendar years 2014, 2015 and 2016, respectively)
Investment rate of return	8.00%
Retirement age	Age-based table of rates that are specific to the type of eligibility condition. The Normal Retirement rates were first used for the December 31, 2009 actuarial valuations. The Early Retirement rates were first used for the December 31, 2011 actuarial valuations.
Mortality	1994 Group Annuity Mortality Table of a 50% Male and 50% Female blend. For disabled retirees, the regular mortality table is used with a 10-year set forward in ages to reflect the higher expected mortality rates of disabled members.

COUNTY OF NEWAYGO, MICHIGAN

**Required Supplementary Information**  
Single Employer Other Postemployment Benefits Plan

Schedule of Funding Progress

Actuarial Valuation Date	Actuarial Value of Assets (a)	Actuarial Accrued Liability (AAL) - Entry Age (b)	Unfunded AAL (UAAL) (b-a)	Funded Ratio (a / b)	Covered Payroll (c)	UAAL as a Percentage of Covered Payroll ((b-a) / c)
12/31/2008	\$ -	\$ 5,952,886	\$ 5,952,886	0.0%	\$ 7,131,085	83.5%
12/31/2011	1,067,702	9,623,170	8,555,468	11.1%	6,431,327	133.0%
10/01/2013	1,433,150	10,618,602	9,185,452	13.5%	6,228,326	147.5%

Schedule of Employer Contributions

Year Ended September 30,	Annual Required Contributions	Percentage Contributed
2013	\$ 749,447	100%
2014	809,083	100%
2015	721,715	100%

This page intentionally left blank.

**COMBINING AND INDIVIDUAL FUND FINANCIAL  
STATEMENTS AND SCHEDULES**

This page intentionally left blank.



## GENERAL FUND

# COUNTY OF NEWAYGO, MICHIGAN

## Combining Schedule of Balance Sheet Accounts

By Activity - General Fund

September 30, 2015

	General Fund (101)	Animal Control (2052)	Elections (214)	Budget vs. GAAP Adjustment
<b>Assets</b>				
Cash and cash equivalents	\$ -	\$ 22,229	\$ 20,080	\$ -
Investments	2,102,616	-	-	-
Accounts receivable	79,249	-	71	-
Taxes receivable	1,442,156	-	-	-
Due from other governments	172,693	-	43,848	-
Due from other funds	164,720	-	-	-
Advance to component unit	300,000	-	-	-
Prepays	7,018	-	-	-
<b>Total assets</b>	<b>\$ 4,268,452</b>	<b>\$ 22,229</b>	<b>\$ 63,999</b>	<b>\$ -</b>
<b>Liabilities</b>				
Interfund payable	\$ 192,530	\$ -	\$ -	\$ -
Accounts payable	279,643	2,194	14,711	-
Accrued expenditures	193,381	5,675	1,312	-
Due to other funds	14,096	-	-	-
Unearned revenue	90,737	-	-	-
<b>Total liabilities</b>	<b>770,387</b>	<b>7,869</b>	<b>16,023</b>	<b>-</b>
<b>Deferred inflows of resources</b>				
Unavailable revenues - property taxes	-	-	-	740,262
<b>Fund balances</b>				
Nonspendable	307,018	-	-	-
Restricted	101,015	1,770	-	-
Committed	40,516	866	-	-
Assigned	175,918	11,724	47,976	-
Unassigned	2,873,598	-	-	(740,262)
<b>Total fund balances</b>	<b>3,498,065</b>	<b>14,360</b>	<b>47,976</b>	<b>(740,262)</b>
<b>Total liabilities, deferred inflows of resources and fund balances</b>	<b>\$ 4,268,452</b>	<b>\$ 22,229</b>	<b>\$ 63,999</b>	<b>\$ -</b>



Eliminations	Total
\$ -	\$ 42,309
-	2,102,616
-	79,320
-	1,442,156
-	216,541
-	164,720
-	300,000
-	7,018
<u>\$ -</u>	<u>\$ 4,354,680</u>
\$ -	\$ 192,530
-	296,548
-	200,368
-	14,096
-	90,737
<u>-</u>	<u>794,279</u>
-	740,262
-	307,018
-	102,785
-	41,382
-	235,618
-	2,133,336
<u>-</u>	<u>2,820,139</u>
<u>\$ -</u>	<u>\$ 4,354,680</u>

# COUNTY OF NEWAYGO, MICHIGAN

## Combining Schedule of Revenues, Expenditures and Changes in Fund Balances

By Activity - General Fund

For the Year Ended September 30, 2015

	General Fund (101)	Animal Control (2052)	Elections (214)	Budget vs. GAAP Adjustment
<b>Revenues</b>				
Taxes	\$ 7,246,962	\$ -	\$ -	\$ 13,900
Intergovernmental:				
Federal	447,442	-	-	-
State	1,880,047	-	-	-
Local	132,337	-	-	-
Licenses and permits	46,544	-	-	-
Fines and forfeitures	52,406	-	-	-
Charges for services	2,142,568	48,443	71,622	-
Interest and rentals	190,293	-	-	-
Contributions from private sources	67,076	2,084	-	-
Other revenues/reimbursements	62,842	250	276	-
<b>Total revenues</b>	<b>12,268,517</b>	<b>50,777</b>	<b>71,898</b>	<b>13,900</b>
<b>Expenditures</b>				
Current:				
Legislative	328,743	-	-	-
Judicial	2,764,006	-	-	-
General government	3,702,470	-	182,011	-
Public safety	898,523	217,533	-	-
Public works	58,968	-	-	-
Health and welfare	867,045	-	-	-
Community and economic development	137,752	-	-	-
Other	242,738	-	-	-
Capital outlay	275,902	-	-	-
<b>Total expenditures</b>	<b>9,276,147</b>	<b>217,533</b>	<b>182,011</b>	<b>-</b>
Revenues over (under) expenditures	2,992,370	(166,756)	(110,113)	13,900
<b>Other financing sources (uses)</b>				
Transfers in	1,005,808	168,195	95,000	-
Transfers out	(4,014,705)	-	-	-
<b>Total other financing sources (uses)</b>	<b>(3,008,897)</b>	<b>168,195</b>	<b>95,000</b>	<b>-</b>
<b>Net changes in fund balances</b>	<b>(16,527)</b>	<b>1,439</b>	<b>(15,113)</b>	<b>13,900</b>
Fund balances, beginning of year	3,514,592	12,921	63,089	(754,162)
<b>Fund balances, end of year</b>	<b>\$ 3,498,065</b>	<b>\$ 14,360</b>	<b>\$ 47,976</b>	<b>\$ (740,262)</b>



Eliminations	Total
\$ -	\$ 7,260,862
-	447,442
-	1,880,047
-	132,337
-	46,544
-	52,406
-	2,262,633
-	190,293
-	69,160
-	63,368
-	<u>12,405,092</u>
-	328,743
-	2,764,006
-	3,884,481
-	1,116,056
-	58,968
-	867,045
-	137,752
-	242,738
-	275,902
-	<u>9,675,691</u>
-	<u>2,729,401</u>
(263,195)	1,005,808
<u>263,195</u>	<u>(3,751,510)</u>
-	<u>(2,745,702)</u>
-	(16,301)
-	<u>2,836,440</u>
<u>\$ -</u>	<u>\$ 2,820,139</u>

# COUNTY OF NEWAYGO, MICHIGAN

## Schedule of Revenues, Expenditures and Changes in Fund Balance Budget (Non-GAAP Budgetary Basis) and Actual - General Fund - By Activity For the Year Ended September 30, 2015

	Original Budget	Final Budget	Actual	Actual Over (Under) Final Budget
<b>Revenues</b>				
<b>General fund (fund 101)</b>				
Taxes:				
Real and personal property taxes	\$ 7,110,044	\$ 7,136,677	\$ 7,243,161	\$ 106,484
Other taxes	6,000	7,979	3,801	(4,178)
Total taxes	<u>7,116,044</u>	<u>7,144,656</u>	<u>7,246,962</u>	<u>102,306</u>
Intergovernmental:				
Federal	339,168	432,516	447,442	14,926
State	1,873,055	1,862,017	1,880,047	18,030
Local	128,110	135,316	132,337	(2,979)
Total intergovernmental	<u>2,340,333</u>	<u>2,429,849</u>	<u>2,459,826</u>	<u>29,977</u>
Licenses and permits	<u>54,000</u>	<u>46,264</u>	<u>46,544</u>	<u>280</u>
Fines and forfeitures	<u>62,000</u>	<u>51,085</u>	<u>52,406</u>	<u>1,321</u>
Charges for services	<u>2,099,018</u>	<u>2,134,031</u>	<u>2,142,568</u>	<u>8,537</u>
Interest and rentals:				
Interest revenue	44,507	41,371	66,607	25,236
Rentals	125,959	125,959	123,686	(2,273)
Total interest and rentals	<u>170,466</u>	<u>167,330</u>	<u>190,293</u>	<u>22,963</u>
Contributions from private sources	<u>41,279</u>	<u>40,976</u>	<u>67,076</u>	<u>26,100</u>
Other revenues/reimbursements:				
Reimbursements	77,680	122,232	62,445	(59,787)
Other revenue	1,500	390	397	7
Total other revenues/reimbursements	<u>79,180</u>	<u>122,622</u>	<u>62,842</u>	<u>(59,780)</u>
Total general fund (101)	<u>11,962,320</u>	<u>12,136,813</u>	<u>12,268,517</u>	<u>131,704</u>
<b>Animal control (fund 2052)</b>				
Charges for services	41,746	49,096	48,443	(653)
Contributions from private sources	1,200	2,035	2,084	49
Other revenues/reimbursements	-	250	250	-
Total animal control (fund 2052)	<u>42,946</u>	<u>51,381</u>	<u>50,777</u>	<u>(604)</u>
<b>Elections (fund 214)</b>				
Charges for services	26,109	72,501	71,622	(879)
Other revenue and reimbursements	600	400	276	(124)
Total elections (fund 214)	<u>26,709</u>	<u>72,901</u>	<u>71,898</u>	<u>(1,003)</u>
Total revenues	<u>12,031,975</u>	<u>12,261,095</u>	<u>12,391,192</u>	<u>130,097</u>

continued...

# COUNTY OF NEWAYGO, MICHIGAN

## Schedule of Revenues, Expenditures and Changes in Fund Balance Budget (Non-GAAP Budgetary Basis) and Actual - General Fund - By Activity For the Year Ended September 30, 2015

	Original Budget	Final Budget	Actual	Actual Over (Under) Final Budget
<b>Expenditures</b>				
<b>General fund (fund 101)</b>				
<b>Legislative:</b>				
Board of Commissioners	\$ 354,343	\$ 349,234	\$ 328,743	\$ (20,491)
<b>Judicial:</b>				
27th Circuit Court - Newaygo	556,370	656,538	651,662	(4,876)
27th Circuit Court - Oceana	27,995	25,776	25,015	(761)
Circuit Court Probation	26,040	25,903	26,222	319
Circuit Court Clerk	271,618	269,865	264,699	(5,166)
Circuit Court - Juvenile Division	235,821	205,086	205,681	595
District Court	1,106,192	1,104,442	1,097,415	(7,027)
Jury Board	12,289	12,123	10,637	(1,486)
Probate Court	434,537	432,052	428,071	(3,981)
Court Guardian	54,604	54,604	54,604	-
<b>Total judicial</b>	<b>2,725,466</b>	<b>2,786,389</b>	<b>2,764,006</b>	<b>(22,383)</b>
<b>General government:</b>				
Administrator	273,079	257,881	250,963	(6,918)
Accounting	275,608	280,061	270,365	(9,696)
Clerk	325,523	321,610	311,651	(9,959)
Tax allocation	1,088	1,088	780	(308)
Treasurer	488,853	454,377	448,749	(5,628)
Equalization	602,044	563,111	555,778	(7,333)
Cooperative extension	144,205	144,205	143,276	(929)
Civil counsel	15,013	25,075	19,032	(6,043)
Prosecutor	703,692	704,792	700,218	(4,574)
Register of deeds	352,951	344,436	336,578	(7,858)
Personnel	94,389	90,482	89,491	(991)
Surveyor	117,178	82,570	86,140	3,570
Drain Commissioner	280,340	260,380	254,369	(6,011)
Payroll	68,195	64,231	63,904	(327)
Courtesy desk/mail	30,351	30,351	29,746	(605)
Drain maintenance and construction	103,507	136,193	135,694	(499)
Soil erosion/conservation	6,416	6,516	5,736	(780)
<b>Total general government</b>	<b>3,882,432</b>	<b>3,767,359</b>	<b>3,702,470</b>	<b>(64,889)</b>
<b>Public safety:</b>				
Sheriff's department	768,187	779,349	772,505	(6,844)
Courthouse security	40,842	53,663	52,907	(756)
Regional drug force contract	134	134	134	-
Marine law enforcement	39,020	59,593	59,581	(12)
Crisis management	-	5,340	5,396	56
Truancy program	8,000	8,000	8,000	-
Other public safety	310	310	-	(310)
<b>Total public safety</b>	<b>856,493</b>	<b>906,389</b>	<b>898,523</b>	<b>(7,866)</b>

continued...

# COUNTY OF NEWAYGO, MICHIGAN

## Schedule of Revenues, Expenditures and Changes in Fund Balance Budget (Non-GAAP Budgetary Basis) and Actual - General Fund - By Activity For the Year Ended September 30, 2015

	Original Budget	Final Budget	Actual	Actual Over (Under) Final Budget
Expenditures (continued)				
Public works:				
Board of public works	\$ 44,693	\$ 48,808	\$ 46,701	\$ (2,107)
Drain tax at large	15,000	12,267	12,267	-
Total public works	<u>59,693</u>	<u>61,075</u>	<u>58,968</u>	<u>(2,107)</u>
Health and welfare:				
Health department	305,625	305,625	305,625	-
Contagious disease	472	997	1,280	283
Mental health	220,000	220,000	220,000	-
Family counseling services	5,000	5,000	-	(5,000)
Medical Care Facility maintenance of effort	96,161	96,161	93,695	(2,466)
Substance abuse	132,269	160,554	136,952	(23,602)
Medical examiner	118,410	118,410	109,493	(8,917)
Total health and welfare	<u>877,937</u>	<u>906,747</u>	<u>867,045</u>	<u>(39,702)</u>
Community and economic development:				
Land use educator	75,826	75,826	75,826	-
Economic development (NCEDO)	44,000	44,000	44,000	-
West Michigan regional planning Redevelopment	13,500	13,500	12,926	(574)
Redevelopment	5,000	5,000	5,000	-
Total community and economic development	<u>138,326</u>	<u>138,326</u>	<u>137,752</u>	<u>(574)</u>
Other:				
National Forest grant distributions	156,001	241,001	241,862	861
Non-departmental expenditures	25,000	145,264	876	(144,388)
Total other	<u>181,001</u>	<u>386,265</u>	<u>242,738</u>	<u>(143,527)</u>
Capital outlay	<u>24,635</u>	<u>252,560</u>	<u>275,902</u>	<u>23,342</u>
Total general fund (fund 101)	9,100,326	9,554,344	9,276,147	(278,197)
Animal control (fund 2052)				
Public safety	216,207	223,014	217,533	(5,481)
Elections (fund 214)				
General government	122,484	183,989	182,011	(1,978)
Total expenditures	<u>9,439,017</u>	<u>9,961,347</u>	<u>9,675,691</u>	<u>(285,656)</u>
Revenues over expenditures	<u>2,592,958</u>	<u>2,299,748</u>	<u>2,715,501</u>	<u>415,753</u>

continued...



COUNTY OF NEWAYGO, MICHIGAN

**Schedule of Revenues, Expenditures and Changes in Fund Balance**  
 Budget (Non-GAAP Budgetary Basis) and Actual - General Fund - By Activity  
 For the Year Ended September 30, 2015

	Original Budget	Final Budget	Actual	Actual Over (Under) Final Budget
Other financing sources (uses)				
General fund (fund 101)				
Transfers in	\$ 819,230	\$ 1,004,670	\$ 1,005,808	\$ 1,138
Transfers out	(3,804,964)	(4,014,705)	(4,014,705)	-
Total general fund (fund 101)	(2,985,734)	(3,010,035)	(3,008,897)	1,138
Animal control (fund 2052)				
Transfers in	168,195	168,195	168,195	-
Elections (fund 214)				
Transfers in	95,000	95,000	95,000	-
Total other financing sources (uses)	(2,722,539)	(2,746,840)	(2,745,702)	1,138
Net change in fund balance	(129,581)	(447,092)	(30,201)	416,891
Fund balance, beginning of year	3,590,602	3,590,602	3,590,602	-
Fund balance, end of year (budgetary basis)	<u>\$ 3,461,021</u>	<u>\$ 3,143,510</u>	3,560,401	<u>\$ 416,891</u>
Accounting basis difference			<u>(740,262)</u>	
Fund balance, end of year (GAAP basis)			<u>\$ 2,820,139</u>	

concluded

This page intentionally left blank.

## NONMAJOR GOVERNMENTAL FUNDS

# COUNTY OF NEWAYGO, MICHIGAN

## Combining Balance Sheet Nonmajor Governmental Funds September 30, 2015

	Special Revenue	Debt Service	Capital Projects Sandy Beach (471)	Totals
<b>Assets</b>				
Cash and cash equivalents	\$ 2,020,532	\$ 711,297	\$ 190,304	\$ 2,922,133
Investments	-	250,000	-	250,000
Accounts receivable	74,187	2,625	-	76,812
Loans receivable	1,126,178	-	-	1,126,178
Due from other governments	363,303	51,450	-	414,753
Due from other funds	23,416	-	-	23,416
<b>Total assets</b>	<b>\$ 3,607,616</b>	<b>\$ 1,015,372</b>	<b>\$ 190,304</b>	<b>\$ 4,813,292</b>
<b>Liabilities</b>				
Interfund payable	\$ 6,822	\$ -	\$ -	\$ 6,822
Accounts payable	201,244	-	-	201,244
Accrued expenditures	206,453	-	-	206,453
Due to other governments	23,846	-	-	23,846
Due to other funds	34,100	99,885	-	133,985
Unearned revenue	75,250	-	-	75,250
<b>Total liabilities</b>	<b>547,715</b>	<b>99,885</b>	<b>-</b>	<b>647,600</b>
<b>Fund balances</b>				
Nonspendable	1,126,178	-	-	1,126,178
Restricted	419,558	553,515	-	973,073
Committed	412,595	361,972	190,304	964,871
Assigned	1,101,570	-	-	1,101,570
<b>Total fund balances</b>	<b>3,059,901</b>	<b>915,487</b>	<b>190,304</b>	<b>4,165,692</b>
<b>Total liabilities and fund balances</b>	<b>\$ 3,607,616</b>	<b>\$ 1,015,372</b>	<b>\$ 190,304</b>	<b>\$ 4,813,292</b>

# COUNTY OF NEWAYGO, MICHIGAN

## Combining Statement of Revenues, Expenditures and Changes in Fund Balances - Nonmajor Governmental Funds For the Year Ended September 30, 2015

	Special Revenue	Debt Service	Capital Projects Sandy Beach (471)	Totals
<b>Revenues</b>				
Taxes	\$ 2,096,201	\$ 565,199	\$ -	\$ 2,661,400
Intergovernmental:				
Federal	799,889	-	-	799,889
State	841,552	-	-	841,552
Local	64,619	125,828	-	190,447
Licenses and permits	5,292	-	-	5,292
Fines and forfeitures	7,923	-	-	7,923
Charges for services	2,001,253	625,975	-	2,627,228
Interest and rentals	2,180	3,487	-	5,667
Contributions from private sources	710,538	-	150,000	860,538
Other revenues/reimbursements	28,026	-	-	28,026
<b>Total revenues</b>	<b>6,557,473</b>	<b>1,320,489</b>	<b>150,000</b>	<b>8,027,962</b>
<b>Expenditures</b>				
Current:				
Judicial	814,537	-	-	814,537
General government	70,626	-	-	70,626
Public safety	3,266,034	-	-	3,266,034
Health and welfare	3,378,831	-	-	3,378,831
Community and economic development	221,106	-	-	221,106
Recreation and cultural	551,711	-	-	551,711
Debt service:				
Principal	-	1,150,000	-	1,150,000
Interest	-	325,692	-	325,692
Bond issuance costs	-	42,021	-	42,021
Capital outlay	-	-	184,696	184,696
<b>Total expenditures</b>	<b>8,302,845</b>	<b>1,517,713</b>	<b>184,696</b>	<b>10,005,254</b>
Revenue over (under) expenditures	(1,745,372)	(197,224)	(34,696)	(1,977,292)
<b>Other financing sources (uses)</b>				
Issuance of refunding bonds	-	1,117,000	-	1,117,000
Payments to refunded bond escrow agent	-	(1,100,779)	-	(1,100,779)
Transfers in	2,618,412	-	225,000	2,843,412
Transfers out	(702,209)	-	-	(702,209)
<b>Total other financing sources (uses)</b>	<b>1,916,203</b>	<b>16,221</b>	<b>225,000</b>	<b>2,157,424</b>
<b>Net changes in fund balances</b>	<b>170,831</b>	<b>(181,003)</b>	<b>190,304</b>	<b>180,132</b>
Fund balances, beginning of year	2,889,070	1,096,490	-	3,985,560
<b>Fund balances, end of year</b>	<b>\$ 3,059,901</b>	<b>\$ 915,487</b>	<b>\$ 190,304</b>	<b>\$ 4,165,692</b>

# COUNTY OF NEWAYGO, MICHIGAN

## Combining Balance Sheet

Nonmajor Special Revenue Funds

September 30, 2015

	Deputy Sheriff Reserves Program (205)	Emergency Services (2053)	Crime Victim Rights (2055)
<b>Assets</b>			
Cash and cash equivalents	\$ 249	\$ 24,486	\$ -
Accounts receivable	-	-	-
Loans receivable	-	-	-
Due from other governments	-	29,066	12,082
Due from other funds	-	-	-
<b>Total assets</b>	<b>\$ 249</b>	<b>\$ 53,552</b>	<b>\$ 12,082</b>
<b>Liabilities</b>			
Interfund payable	\$ -	\$ -	\$ 933
Accounts payable	-	5,274	88
Accrued expenditures	-	3,493	1,918
Due to other governments	-	-	-
Due to other funds	-	-	266
Unearned revenue	-	-	-
<b>Total liabilities</b>	<b>-</b>	<b>8,767</b>	<b>3,205</b>
<b>Fund balances</b>			
Nonspendable	-	-	-
Restricted	-	8,479	-
Committed	-	-	-
Assigned	249	36,306	8,877
<b>Total fund balances</b>	<b>249</b>	<b>44,785</b>	<b>8,877</b>
<b>Total liabilities and fund balances</b>	<b>\$ 249</b>	<b>\$ 53,552</b>	<b>\$ 12,082</b>



Sheriff Road Patrol (207)	Law Enforcement (2072)	Temporary Sheriff (2074)	County Parks (208)	County Jail Trustees Management (2131)	Transport Fund (2132)
\$ 118,617	\$ 66,161	\$ 314,057	\$ 136,364	\$ 46,669	\$ 2,651
9,587	-	-	-	-	-
-	-	-	-	-	-
1,658	14,817	29,404	-	13,692	13,953
20,460	1,232	-	-	-	1,425
<u>\$ 150,322</u>	<u>\$ 82,210</u>	<u>\$ 343,461</u>	<u>\$ 136,364</u>	<u>\$ 60,361</u>	<u>\$ 18,029</u>
\$ -	\$ -	\$ -	\$ -	\$ -	\$ -
11,169	3,229	-	18,806	-	148
65,100	5,094	-	16,114	5,153	4,419
-	-	-	-	-	-
11,509	12,325	-	-	-	-
-	-	-	-	-	-
<u>87,778</u>	<u>20,648</u>	<u>-</u>	<u>34,920</u>	<u>5,153</u>	<u>4,567</u>
-	-	-	-	-	-
1,117	45,996	-	-	-	-
-	-	343,461	-	55,208	13,462
61,427	15,566	-	101,444	-	-
<u>62,544</u>	<u>61,562</u>	<u>343,461</u>	<u>101,444</u>	<u>55,208</u>	<u>13,462</u>
<u>\$ 150,322</u>	<u>\$ 82,210</u>	<u>\$ 343,461</u>	<u>\$ 136,364</u>	<u>\$ 60,361</u>	<u>\$ 18,029</u>

continued...

# COUNTY OF NEWAYGO, MICHIGAN

## Combining Balance Sheet

Nonmajor Special Revenue Funds

September 30, 2015

	Friend of the Court (215)	Community Development (2441-2443)	Building Safety and Permits (249)
<b>Assets</b>			
Cash and cash equivalents	\$ -	\$ 67,528	\$ 232,188
Accounts receivable	-	-	-
Loans receivable	-	1,126,178	-
Due from other governments	68,182	-	-
Due from other funds	-	-	-
<b>Total assets</b>	<b>\$ 68,182</b>	<b>\$ 1,193,706</b>	<b>\$ 232,188</b>
<b>Liabilities</b>			
Interfund payable	\$ 5,889	\$ -	\$ -
Accounts payable	1,608	1,755	2,299
Accrued expenditures	29,548	2,729	6,010
Due to other governments	-	-	-
Due to other funds	-	-	-
Unearned revenue	-	-	-
<b>Total liabilities</b>	<b>37,045</b>	<b>4,484</b>	<b>8,309</b>
<b>Fund balances</b>			
Nonspendable	-	1,126,178	-
Restricted	-	-	223,879
Committed	-	-	-
Assigned	31,137	63,044	-
<b>Total fund balances</b>	<b>31,137</b>	<b>1,189,222</b>	<b>223,879</b>
<b>Total liabilities and fund balances</b>	<b>\$ 68,182</b>	<b>\$ 1,193,706</b>	<b>\$ 232,188</b>





Register of Deeds Automation (256)	Law Enforcement Technical Fund (2567)	Concealed Pistol Licensing (263)	Drug Law Enforcement (265)	County Law Library (269)	Social Services (290)
\$ 48,447	\$ 31,030	\$ 5,292	\$ 34,942	\$ 10,473	\$ 141,660
-	-	-	-	-	-
-	-	-	-	-	-
-	-	-	1,316	-	-
-	-	-	-	-	-
<u>\$ 48,447</u>	<u>\$ 31,030</u>	<u>\$ 5,292</u>	<u>\$ 36,258</u>	<u>\$ 10,473</u>	<u>\$ 141,660</u>
\$ -	\$ -	\$ -	\$ -	\$ -	\$ -
1,469	-	-	-	301	475
499	-	-	3,789	-	-
-	-	-	-	-	-
-	-	-	-	-	-
-	-	-	-	-	-
<u>1,968</u>	<u>-</u>	<u>-</u>	<u>3,789</u>	<u>301</u>	<u>475</u>
-	-	-	-	-	-
46,479	-	5,292	32,005	10,172	-
-	-	-	464	-	-
-	31,030	-	-	-	141,185
<u>46,479</u>	<u>31,030</u>	<u>5,292</u>	<u>32,469</u>	<u>10,172</u>	<u>141,185</u>
<u>\$ 48,447</u>	<u>\$ 31,030</u>	<u>\$ 5,292</u>	<u>\$ 36,258</u>	<u>\$ 10,473</u>	<u>\$ 141,660</u>

continued...

# COUNTY OF NEWAYGO, MICHIGAN

## Combining Balance Sheet

Nonmajor Special Revenue Funds

September 30, 2015

	Child Care (292)	Soldiers' Relief (293)	Veterans' Trust (294)
<b>Assets</b>			
Cash and cash equivalents	\$ 209,544	\$ 139,641	\$ 4,970
Accounts receivable	10,770	-	-
Loans receivable	-	-	-
Due from other governments	152,148	-	-
Due from other funds	-	-	-
<b>Total assets</b>	<b>\$ 372,462</b>	<b>\$ 139,641</b>	<b>\$ 4,970</b>
<b>Liabilities</b>			
Interfund payable	\$ -	\$ -	\$ -
Accounts payable	118,369	2,180	-
Accrued expenditures	13,913	3,140	-
Due to other governments	23,846	-	-
Due to other funds	-	-	-
Unearned revenue	-	-	-
<b>Total liabilities</b>	<b>156,128</b>	<b>5,320</b>	<b>-</b>
<b>Fund balances</b>			
Nonspendable	-	-	-
Restricted	7,654	445	4,970
Committed	-	-	-
Assigned	208,680	133,876	-
<b>Total fund balances</b>	<b>216,334</b>	<b>134,321</b>	<b>4,970</b>
<b>Total liabilities and fund balances</b>	<b>\$ 372,462</b>	<b>\$ 139,641</b>	<b>\$ 4,970</b>



Commission on Aging (295-2952)	Total
--------------------------------------	-------

\$ 385,563	\$ 2,020,532
53,830	74,187
-	1,126,178
26,985	363,303
299	23,416
<hr/>	
\$ 466,677	\$ 3,607,616
<hr/>	

\$ -	\$ 6,822
34,074	201,244
45,534	206,453
-	23,846
10,000	34,100
75,250	75,250
<hr/>	
164,858	547,715
<hr/>	

-	1,126,178
33,070	419,558
-	412,595
268,749	1,101,570
<hr/>	
301,819	3,059,901
<hr/>	
\$ 466,677	\$ 3,607,616
<hr/>	

concluded

# COUNTY OF NEWAYGO, MICHIGAN

## Combining Statement of Revenues, Expenditures and Changes in Fund Balances - Nonmajor Special Revenue Funds For the Year Ended September 30, 2015

	Deputy Sheriff Reserves Program (205)	Emergency Services (2053)	Crime Victim Rights (2055)
<b>Revenues</b>			
Taxes	\$ -	\$ -	\$ -
Intergovernmental:			
Federal	-	81,582	-
State	-	-	40,608
Local	-	6,558	400
Licenses and permits	-	-	-
Fines and forfeitures	-	-	-
Charges for services	180	-	-
Interest and rentals	-	-	-
Contributions from private sources	-	-	-
Other revenue/reimbursements	-	-	-
<b>Total revenues</b>	<b>180</b>	<b>88,140</b>	<b>41,008</b>
<b>Expenditures</b>			
Current:			
Judicial	-	-	-
General government	-	-	-
Public safety	156	176,158	58,271
Health and welfare	-	-	-
Community and economic development	-	-	-
Recreation and cultural	-	-	-
<b>Total expenditures</b>	<b>156</b>	<b>176,158</b>	<b>58,271</b>
Revenue over (under) expenditures	24	(88,018)	(17,263)
<b>Other financing sources (uses)</b>			
Transfers in	-	105,729	18,289
Transfers out	-	-	-
<b>Total other financing sources (uses)</b>	<b>-</b>	<b>105,729</b>	<b>18,289</b>
<b>Net changes in fund balances</b>	<b>24</b>	<b>17,711</b>	<b>1,026</b>
Fund balances, beginning of year	225	27,074	7,851
<b>Fund balances, end of year</b>	<b>\$ 249</b>	<b>\$ 44,785</b>	<b>\$ 8,877</b>

Sheriff Road Patrol (207)	Law Enforcement (2072)	Temporary Sheriff (2074)	County Parks (208)	County Jail Trustees Management (2131)	Transport Fund (2132)
\$ 1,310,004	\$ -	\$ -	\$ -	\$ -	\$ -
1,658	14,817	-	11,325	-	-
-	77,058	-	-	-	-
26,530	20,625	-	-	-	-
-	-	-	-	-	-
303	-	-	-	-	-
41,747	21,280	409,053	568,314	166,586	158,492
775	-	-	-	-	-
-	-	-	-	-	-
1,949	2,000	-	2,620	-	-
<u>1,382,966</u>	<u>135,780</u>	<u>409,053</u>	<u>582,259</u>	<u>166,586</u>	<u>158,492</u>
-	-	-	-	-	-
-	-	-	-	-	-
2,144,962	170,229	-	-	133,559	195,390
-	-	-	-	-	-
-	-	-	-	-	-
-	-	-	551,711	-	-
<u>2,144,962</u>	<u>170,229</u>	<u>-</u>	<u>551,711</u>	<u>133,559</u>	<u>195,390</u>
<u>(761,996)</u>	<u>(34,449)</u>	<u>409,053</u>	<u>30,548</u>	<u>33,027</u>	<u>(36,898)</u>
888,775	63,337	-	15,000	-	49,730
(187,153)	-	(480,056)	(25,000)	-	-
<u>701,622</u>	<u>63,337</u>	<u>(480,056)</u>	<u>(10,000)</u>	<u>-</u>	<u>49,730</u>
(60,374)	28,888	(71,003)	20,548	33,027	12,832
122,918	32,674	414,464	80,896	22,181	630
<u>\$ 62,544</u>	<u>\$ 61,562</u>	<u>\$ 343,461</u>	<u>\$ 101,444</u>	<u>\$ 55,208</u>	<u>\$ 13,462</u>

continued...

# COUNTY OF NEWAYGO, MICHIGAN

## Combining Statement of Revenues, Expenditures and Changes in Fund Balances - Nonmajor Special Revenue Funds For the Year Ended September 30, 2015

	Friend of the Court (215)	Community Development (2441-2443)	Building Safety and Permits (249)
<b>Revenues</b>			
Taxes	\$ -	\$ -	\$ -
Intergovernmental:			
Federal	412,171	60,840	-
State	70,908	-	-
Local	-	-	-
Licenses and permits	-	-	-
Fines and forfeitures	-	-	-
Charges for services	77,003	2,519	201,261
Interest and rentals	-	1,057	-
Contributions from private sources	-	8,000	-
Other revenue/reimbursements	-	2,254	287
<b>Total revenues</b>	<u>560,082</u>	<u>74,670</u>	<u>201,548</u>
<b>Expenditures</b>			
Current:			
Judicial	803,780	-	-
General government	-	-	-
Public safety	-	-	256,547
Health and welfare	-	-	-
Community and economic development	-	221,106	-
Recreation and cultural	-	-	-
<b>Total expenditures</b>	<u>803,780</u>	<u>221,106</u>	<u>256,547</u>
Revenue over (under) expenditures	<u>(243,698)</u>	<u>(146,436)</u>	<u>(54,999)</u>
<b>Other financing sources (uses)</b>			
Transfers in	272,828	78,288	-
Transfers out	-	-	-
<b>Total other financing sources (uses)</b>	<u>272,828</u>	<u>78,288</u>	<u>-</u>
<b>Net changes in fund balances</b>	29,130	(68,148)	(54,999)
Fund balances, beginning of year	<u>2,007</u>	<u>1,257,370</u>	<u>278,878</u>
<b>Fund balances, end of year</b>	<u><u>\$ 31,137</u></u>	<u><u>\$ 1,189,222</u></u>	<u><u>\$ 223,879</u></u>



Register of Deeds Automation (256)	Law Enforcement Technical Fund (2567)	Concealed Pistol Licensing (263)	Drug Law Enforcement (265)	County Law Library (269)	Social Services (290)
\$ -	\$ -	\$ -	\$ -	\$ -	\$ -
-	-	-	16,539	-	-
-	-	-	-	-	116
-	585	-	-	-	-
-	-	5,292	-	-	-
-	3,120	-	-	4,500	-
55,645	14,217	-	-	-	42,809
114	-	-	-	-	234
-	-	-	-	-	-
-	-	-	-	-	-
<u>55,759</u>	<u>17,922</u>	<u>5,292</u>	<u>16,539</u>	<u>4,500</u>	<u>43,159</u>
-	-	-	-	10,757	-
70,626	-	-	-	-	-
-	26,298	-	104,464	-	-
-	-	-	-	-	50,841
-	-	-	-	-	-
-	-	-	-	-	-
<u>70,626</u>	<u>26,298</u>	<u>-</u>	<u>104,464</u>	<u>10,757</u>	<u>50,841</u>
<u>(14,867)</u>	<u>(8,376)</u>	<u>5,292</u>	<u>(87,925)</u>	<u>(6,257)</u>	<u>(7,682)</u>
-	-	-	86,095	-	37,588
-	-	-	-	-	-
-	-	-	86,095	-	37,588
(14,867)	(8,376)	5,292	(1,830)	(6,257)	29,906
61,346	39,406	-	34,299	16,429	111,279
<u>\$ 46,479</u>	<u>\$ 31,030</u>	<u>\$ 5,292</u>	<u>\$ 32,469</u>	<u>\$ 10,172</u>	<u>\$ 141,185</u>

continued...

# COUNTY OF NEWAYGO, MICHIGAN

## Combining Statement of Revenues, Expenditures and Changes in Fund Balances - Nonmajor Special Revenue Funds For the Year Ended September 30, 2015

	Child Care (292)	Soldiers' Relief (293)	Veterans' Trust (294)
<b>Revenues</b>			
Taxes	\$ -	\$ 131,416	\$ -
Intergovernmental:			
Federal	14,368	-	-
State	620,452	-	-
Local	-	1,658	-
Licenses and permits	-	-	-
Fines and forfeitures	-	-	-
Charges for services	55,534	-	-
Interest and rentals	-	-	-
Contributions from private sources	18,735	101	-
Other revenue/reimbursements	461	-	-
<b>Total revenues</b>	<b>709,550</b>	<b>133,175</b>	<b>-</b>
<b>Expenditures</b>			
Current:			
Judicial	-	-	-
General government	-	-	-
Public safety	-	-	-
Health and welfare	1,474,769	154,067	-
Community and economic development	-	-	-
Recreation and cultural	-	-	-
<b>Total expenditures</b>	<b>1,474,769</b>	<b>154,067</b>	<b>-</b>
Revenue over (under) expenditures	(765,219)	(20,892)	-
Other financing sources (uses)			
Transfers in	947,715	48,771	-
Transfers out	-	-	-
<b>Total other financing sources (uses)</b>	<b>947,715</b>	<b>48,771</b>	<b>-</b>
Net changes in fund balances	182,496	27,879	-
Fund balances, beginning of year	33,838	106,442	4,970
Fund balances, end of year	\$ 216,334	\$ 134,321	\$ 4,970





Commission on Aging (295-2952)	Total
\$ 654,781	\$ 2,096,201
186,589	799,889
32,410	841,552
8,263	64,619
-	5,292
-	7,923
186,613	2,001,253
-	2,180
683,702	710,538
18,455	28,026
<u>1,770,813</u>	<u>6,557,473</u>
-	814,537
-	70,626
-	3,266,034
1,699,154	3,378,831
-	221,106
-	551,711
<u>1,699,154</u>	<u>8,302,845</u>
<u>71,659</u>	<u>(1,745,372)</u>
6,267	2,618,412
(10,000)	(702,209)
<u>(3,733)</u>	<u>1,916,203</u>
67,926	170,831
<u>233,893</u>	<u>2,889,070</u>
<u>\$ 301,819</u>	<u>\$ 3,059,901</u>

concluded

# COUNTY OF NEWAYGO, MICHIGAN

## Schedule of Revenues, Expenditures, and Changes in Fund Balances

Budget and Actual - Nonmajor Special Revenue Funds

For the Year Ended September 30, 2015

	Deputy Sheriff Reserves Program (205)		
	Final Budget	Actual	Actual Over (Under) Final Budget
<b>Revenues</b>			
Taxes	\$ -	\$ -	\$ -
Intergovernmental:			
Federal	-	-	-
State	-	-	-
Local	-	-	-
Licenses and permits	-	-	-
Fines and forfeitures	-	-	-
Charges for services	180	180	-
Contributions from private sources	-	-	-
Interest and rentals	-	-	-
Other revenue/reimbursements	-	-	-
<b>Total revenues</b>	<b>180</b>	<b>180</b>	<b>-</b>
<b>Expenditures</b>			
Current:			
Judicial	-	-	-
General government	-	-	-
Public safety	309	156	(153)
Health and welfare	-	-	-
Community and economic development	-	-	-
Recreation and cultural	-	-	-
<b>Total expenditures</b>	<b>309</b>	<b>156</b>	<b>(153)</b>
Revenues over (under) expenditures	(129)	24	153
<b>Other financing sources (uses)</b>			
Transfers in	-	-	-
Transfers out	-	-	-
<b>Total other financing sources (uses)</b>	<b>-</b>	<b>-</b>	<b>-</b>
Net changes in fund balances	(129)	24	153
Fund balances, beginning of year	225	225	-
Fund balances, end of year	<u>\$ 96</u>	<u>\$ 249</u>	<u>\$ 153</u>



Emergency Services (2053)			Crime Victim Rights (2055)		
Final Budget	Actual	Actual Over (Under) Final Budget	Final Budget	Actual	Actual Over (Under) Final Budget
\$ -	\$ -	\$ -	\$ -	\$ -	\$ -
76,379	81,582	5,203	-	-	-
-	-	-	45,358	40,608	(4,750)
6,558	6,558	-	400	400	-
-	-	-	-	-	-
-	-	-	-	-	-
-	-	-	-	-	-
-	-	-	-	-	-
-	-	-	-	-	-
<u>82,937</u>	<u>88,140</u>	<u>5,203</u>	<u>45,758</u>	<u>41,008</u>	<u>(4,750)</u>
-	-	-	-	-	-
-	-	-	-	-	-
188,666	176,158	(12,508)	64,047	58,271	(5,776)
-	-	-	-	-	-
-	-	-	-	-	-
-	-	-	-	-	-
<u>188,666</u>	<u>176,158</u>	<u>(12,508)</u>	<u>64,047</u>	<u>58,271</u>	<u>(5,776)</u>
<u>(105,729)</u>	<u>(88,018)</u>	<u>17,711</u>	<u>(18,289)</u>	<u>(17,263)</u>	<u>1,026</u>
105,729	105,729	-	18,289	18,289	-
-	-	-	-	-	-
<u>105,729</u>	<u>105,729</u>	<u>-</u>	<u>18,289</u>	<u>18,289</u>	<u>-</u>
-	17,711	17,711	-	1,026	1,026
<u>27,074</u>	<u>27,074</u>	<u>-</u>	<u>7,851</u>	<u>7,851</u>	<u>-</u>
<u>\$ 27,074</u>	<u>\$ 44,785</u>	<u>\$ 17,711</u>	<u>\$ 7,851</u>	<u>\$ 8,877</u>	<u>\$ 1,026</u>

continued...

# COUNTY OF NEWAYGO, MICHIGAN

## Schedule of Revenues, Expenditures, and Changes in Fund Balances

Budget and Actual - Nonmajor Special Revenue Funds

For the Year Ended September 30, 2015

	Sheriff Road Patrol (207)		
	Final Budget	Actual	Actual Over (Under) Final Budget
<b>Revenues</b>			
Taxes	\$ 1,310,486	\$ 1,310,004	\$ (482)
Intergovernmental:			
Federal	-	1,658	1,658
State	-	-	-
Local	25,530	26,530	1,000
Licenses and permits	-	-	-
Fines and forfeitures	303	303	-
Charges for services	37,815	41,747	3,932
Contributions from private sources	-	-	-
Interest and rentals	780	775	(5)
Other revenue/reimbursements	3,770	1,949	(1,821)
<b>Total revenues</b>	<b>1,378,684</b>	<b>1,382,966</b>	<b>4,282</b>
<b>Expenditures</b>			
Current:			
Judicial	-	-	-
General government	-	-	-
Public safety	2,189,441	2,144,962	(44,479)
Health and welfare	-	-	-
Community and economic development	-	-	-
Recreation and cultural	-	-	-
<b>Total expenditures</b>	<b>2,189,441</b>	<b>2,144,962</b>	<b>(44,479)</b>
Revenues over (under) expenditures	(810,757)	(761,996)	48,761
<b>Other financing sources (uses)</b>			
Transfers in	888,775	888,775	-
Transfers out	(187,153)	(187,153)	-
<b>Total other financing sources (uses)</b>	<b>701,622</b>	<b>701,622</b>	<b>-</b>
Net changes in fund balances	(109,135)	(60,374)	48,761
Fund balances, beginning of year	122,918	122,918	-
Fund balances, end of year	\$ 13,783	\$ 62,544	\$ 48,761



Law Enforcement (2072)			Temporary Sheriff (2074)		
Final Budget	Actual	Actual Over (Under) Final Budget	Final Budget	Actual	Actual Over (Under) Final Budget
\$ -	\$ -	\$ -	\$ -	\$ -	\$ -
-	14,817	14,817	-	-	-
77,058	77,058	-	-	-	-
20,625	20,625	-	-	-	-
-	-	-	-	-	-
-	-	-	-	-	-
20,000	21,280	1,280	391,721	409,053	17,332
-	-	-	-	-	-
-	-	-	-	-	-
2,000	2,000	-	-	-	-
<u>119,683</u>	<u>135,780</u>	<u>16,097</u>	<u>391,721</u>	<u>409,053</u>	<u>17,332</u>
-	-	-	-	-	-
-	-	-	-	-	-
188,403	170,229	(18,174)	326,128	-	(326,128)
-	-	-	-	-	-
-	-	-	-	-	-
-	-	-	-	-	-
<u>188,403</u>	<u>170,229</u>	<u>(18,174)</u>	<u>326,128</u>	<u>-</u>	<u>(326,128)</u>
<u>(68,720)</u>	<u>(34,449)</u>	<u>34,271</u>	<u>65,593</u>	<u>409,053</u>	<u>343,460</u>
63,337	63,337	-	-	-	-
-	-	-	(480,056)	(480,056)	-
<u>63,337</u>	<u>63,337</u>	<u>-</u>	<u>(480,056)</u>	<u>(480,056)</u>	<u>-</u>
(5,383)	28,888	34,271	(414,463)	(71,003)	343,460
32,674	32,674	-	414,464	414,464	-
<u>\$ 27,291</u>	<u>\$ 61,562</u>	<u>\$ 34,271</u>	<u>\$ 1</u>	<u>\$ 343,461</u>	<u>\$ 343,460</u>

continued...

# COUNTY OF NEWAYGO, MICHIGAN

## Schedule of Revenues, Expenditures, and Changes in Fund Balances

Budget and Actual - Nonmajor Special Revenue Funds

For the Year Ended September 30, 2015

	County Parks (208)		
	Final Budget	Actual	Actual Over (Under) Final Budget
<b>Revenues</b>			
Taxes	\$ -	\$ -	\$ -
Intergovernmental:			
Federal	11,326	11,325	(1)
State	-	-	-
Local	-	-	-
Licenses and permits	-	-	-
Fines and forfeitures	-	-	-
Charges for services	565,149	568,314	3,165
Contributions from private sources	-	-	-
Interest and rentals	-	-	-
Other revenue/reimbursements	2,316	2,620	304
<b>Total revenues</b>	<b>578,791</b>	<b>582,259</b>	<b>3,468</b>
<b>Expenditures</b>			
Current:			
Judicial	-	-	-
General government	-	-	-
Public safety	-	-	-
Health and welfare	-	-	-
Community and economic development	-	-	-
Recreation and cultural	585,746	551,711	(34,035)
<b>Total expenditures</b>	<b>585,746</b>	<b>551,711</b>	<b>(34,035)</b>
Revenues over (under) expenditures	(6,955)	30,548	37,503
<b>Other financing sources (uses)</b>			
Transfers in	15,000	15,000	-
Transfers out	(25,000)	(25,000)	-
<b>Total other financing sources (uses)</b>	<b>(10,000)</b>	<b>(10,000)</b>	<b>-</b>
Net changes in fund balances	(16,955)	20,548	37,503
Fund balances, beginning of year	80,896	80,896	-
Fund balances, end of year	\$ 63,941	\$ 101,444	\$ 37,503



County Jail Trustees Management (2131)			Transport Fund (2132)		
Final Budget	Actual	Actual Over (Under) Final Budget	Final Budget	Actual	Actual Over (Under) Final Budget
\$ -	\$ -	\$ -	\$ -	\$ -	\$ -
-	-	-	-	-	-
-	-	-	-	-	-
-	-	-	-	-	-
-	-	-	-	-	-
166,586	166,586	-	154,662	158,492	3,830
-	-	-	-	-	-
-	-	-	-	-	-
-	-	-	-	-	-
<u>166,586</u>	<u>166,586</u>	<u>-</u>	<u>154,662</u>	<u>158,492</u>	<u>3,830</u>
-	-	-	-	-	-
-	-	-	-	-	-
166,586	133,559	(33,027)	204,392	195,390	(9,002)
-	-	-	-	-	-
-	-	-	-	-	-
-	-	-	-	-	-
<u>166,586</u>	<u>133,559</u>	<u>(33,027)</u>	<u>204,392</u>	<u>195,390</u>	<u>(9,002)</u>
-	33,027	33,027	(49,730)	(36,898)	12,832
-	-	-	49,730	49,730	-
-	-	-	-	-	-
-	-	-	49,730	49,730	-
-	33,027	33,027	-	12,832	12,832
22,181	22,181	-	630	630	-
<u>\$ 22,181</u>	<u>\$ 55,208</u>	<u>\$ 33,027</u>	<u>\$ 630</u>	<u>\$ 13,462</u>	<u>\$ 12,832</u>

continued...

# COUNTY OF NEWAYGO, MICHIGAN

## Schedule of Revenues, Expenditures, and Changes in Fund Balances

Budget and Actual - Nonmajor Special Revenue Funds

For the Year Ended September 30, 2015

	Friend of the Court (215)		
	Final Budget	Actual	Actual Over (Under) Final Budget
<b>Revenues</b>			
Taxes	\$ -	\$ -	\$ -
Intergovernmental:			
Federal	431,500	412,171	(19,329)
State	52,568	70,908	18,340
Local	-	-	-
Licenses and permits	-	-	-
Fines and forfeitures	-	-	-
Charges for services	76,677	77,003	326
Contributions from private sources	-	-	-
Interest and rentals	-	-	-
Other revenue/reimbursements	-	-	-
<b>Total revenues</b>	<b>560,745</b>	<b>560,082</b>	<b>(663)</b>
<b>Expenditures</b>			
Current:			
Judicial	833,573	803,780	(29,793)
General government	-	-	-
Public safety	-	-	-
Health and welfare	-	-	-
Community and economic development	-	-	-
Recreation and cultural	-	-	-
<b>Total expenditures</b>	<b>833,573</b>	<b>803,780</b>	<b>(29,793)</b>
Revenues over (under) expenditures	(272,828)	(243,698)	29,130
<b>Other financing sources (uses)</b>			
Transfers in	272,828	272,828	-
Transfers out	-	-	-
<b>Total other financing sources (uses)</b>	<b>272,828</b>	<b>272,828</b>	<b>-</b>
Net changes in fund balances	-	29,130	29,130
Fund balances, beginning of year	2,007	2,007	-
Fund balances, end of year	\$ 2,007	\$ 31,137	\$ 29,130





Community Development (2441-2443)			Building Safety and Permits (249)		
Final Budget	Actual	Actual Over (Under) Final Budget	Final Budget	Actual	Actual Over (Under) Final Budget
\$ -	\$ -	\$ -	\$ -	\$ -	\$ -
105,042	60,840	(44,202)	-	-	-
-	-	-	-	-	-
-	-	-	-	-	-
-	-	-	-	-	-
2,519	2,519	-	194,697	201,261	6,564
-	8,000	8,000	-	-	-
919	1,057	138	-	-	-
81,245	2,254	(78,991)	500	287	(213)
<u>189,725</u>	<u>74,670</u>	<u>(115,055)</u>	<u>195,197</u>	<u>201,548</u>	<u>6,351</u>
-	-	-	-	-	-
-	-	-	-	-	-
-	-	-	256,021	256,547	526
-	-	-	-	-	-
274,530	221,106	(53,424)	-	-	-
-	-	-	-	-	-
<u>274,530</u>	<u>221,106</u>	<u>(53,424)</u>	<u>256,021</u>	<u>256,547</u>	<u>526</u>
<u>(84,805)</u>	<u>(146,436)</u>	<u>(61,631)</u>	<u>(60,824)</u>	<u>(54,999)</u>	<u>5,825</u>
78,288	78,288	-	-	-	-
-	-	-	-	-	-
<u>78,288</u>	<u>78,288</u>	<u>-</u>	<u>-</u>	<u>-</u>	<u>-</u>
(6,517)	(68,148)	(61,631)	(60,824)	(54,999)	5,825
<u>1,257,370</u>	<u>1,257,370</u>	<u>-</u>	<u>278,878</u>	<u>278,878</u>	<u>-</u>
<u>\$ 1,250,853</u>	<u>\$ 1,189,222</u>	<u>\$ (61,631)</u>	<u>\$ 218,054</u>	<u>\$ 223,879</u>	<u>\$ 5,825</u>

continued...

# COUNTY OF NEWAYGO, MICHIGAN

## Schedule of Revenues, Expenditures, and Changes in Fund Balances

Budget and Actual - Nonmajor Special Revenue Funds

For the Year Ended September 30, 2015

	Register of Deeds Automation (256)		
	Final Budget	Actual	Actual Over (Under) Final Budget
<b>Revenues</b>			
Taxes	\$ -	\$ -	\$ -
Intergovernmental:			
Federal	-	-	-
State	-	-	-
Local	-	-	-
Licenses and permits	-	-	-
Fines and forfeitures	-	-	-
Charges for services	57,000	55,645	(1,355)
Contributions from private sources	-	-	-
Interest and rentals	100	114	14
Other revenue/reimbursements	-	-	-
<b>Total revenues</b>	<b>57,100</b>	<b>55,759</b>	<b>(1,341)</b>
<b>Expenditures</b>			
Current:			
Judicial	-	-	-
General government	80,323	70,626	(9,697)
Public safety	-	-	-
Health and welfare	-	-	-
Community and economic development	-	-	-
Recreation and cultural	-	-	-
<b>Total expenditures</b>	<b>80,323</b>	<b>70,626</b>	<b>(9,697)</b>
Revenues over (under) expenditures	(23,223)	(14,867)	8,356
<b>Other financing sources (uses)</b>			
Transfers in	-	-	-
Transfers out	-	-	-
<b>Total other financing sources (uses)</b>	<b>-</b>	<b>-</b>	<b>-</b>
Net changes in fund balances	(23,223)	(14,867)	8,356
Fund balances, beginning of year	61,346	61,346	-
Fund balances, end of year	\$ 38,123	\$ 46,479	\$ 8,356



Law Enforcement Technical Fund (2567)			Concealed Pistol Licensing Fund (263)		
Final Budget	Actual	Actual Over (Under) Final Budget	Final Budget	Actual	Actual Over (Under) Final Budget
\$ -	\$ -	\$ -	\$ -	\$ -	\$ -
-	-	-	-	-	-
-	-	-	-	-	-
800	585	(215)	-	-	-
-	-	-	-	5,292	5,292
3,200	3,120	(80)	-	-	-
14,100	14,217	117	-	-	-
-	-	-	-	-	-
-	-	-	-	-	-
-	-	-	-	-	-
<u>18,100</u>	<u>17,922</u>	<u>(178)</u>	<u>-</u>	<u>5,292</u>	<u>5,292</u>
-	-	-	-	-	-
-	-	-	-	-	-
26,300	26,298	(2)	-	-	-
-	-	-	-	-	-
-	-	-	-	-	-
-	-	-	-	-	-
<u>26,300</u>	<u>26,298</u>	<u>(2)</u>	<u>-</u>	<u>-</u>	<u>-</u>
<u>(8,200)</u>	<u>(8,376)</u>	<u>(176)</u>	<u>-</u>	<u>5,292</u>	<u>5,292</u>
-	-	-	-	-	-
-	-	-	-	-	-
-	-	-	-	-	-
<u>(8,200)</u>	<u>(8,376)</u>	<u>(176)</u>	<u>-</u>	<u>5,292</u>	<u>5,292</u>
<u>39,406</u>	<u>39,406</u>	<u>-</u>	<u>-</u>	<u>-</u>	<u>-</u>
<u>\$ 31,206</u>	<u>\$ 31,030</u>	<u>\$ (176)</u>	<u>\$ -</u>	<u>\$ 5,292</u>	<u>\$ 5,292</u>

continued...

# COUNTY OF NEWAYGO, MICHIGAN

## Schedule of Revenues, Expenditures, and Changes in Fund Balances

Budget and Actual - Nonmajor Special Revenue Funds

For the Year Ended September 30, 2015

	Drug Law Enforcement (265)		
	Final Budget	Actual	Actual Over (Under) Final Budget
<b>Revenues</b>			
Taxes	\$ -	\$ -	\$ -
Intergovernmental:			
Federal	17,070	16,539	(531)
State	-	-	-
Local	-	-	-
Licenses and permits	-	-	-
Fines and forfeitures	2,250	-	(2,250)
Charges for services	-	-	-
Contributions from private sources	-	-	-
Interest and rentals	-	-	-
Other revenue/reimbursements	-	-	-
<b>Total revenues</b>	<b>19,320</b>	<b>16,539</b>	<b>(2,781)</b>
<b>Expenditures</b>			
Current:			
Judicial	-	-	-
General government	-	-	-
Public safety	106,203	104,464	(1,739)
Health and welfare	-	-	-
Community and economic development	-	-	-
Recreation and cultural	-	-	-
<b>Total expenditures</b>	<b>106,203</b>	<b>104,464</b>	<b>(1,739)</b>
Revenues over (under) expenditures	(86,883)	(87,925)	(1,042)
<b>Other financing sources (uses)</b>			
Transfers in	86,095	86,095	-
Transfers out	-	-	-
<b>Total other financing sources (uses)</b>	<b>86,095</b>	<b>86,095</b>	<b>-</b>
Net changes in fund balances	(788)	(1,830)	(1,042)
Fund balances, beginning of year	34,299	34,299	-
Fund balances, end of year	\$ 33,511	\$ 32,469	\$ (1,042)



County Law Library (269)			Social Services (290)		
Final Budget	Actual	Actual Over (Under) Final Budget	Final Budget	Actual	Actual Over (Under) Final Budget
\$ -	\$ -	\$ -	\$ -	\$ -	\$ -
-	-	-	-	-	-
-	-	-	100,000	116	(99,884)
-	-	-	-	-	-
-	-	-	-	-	-
4,500	4,500	-	-	-	-
-	-	-	64,400	42,809	(21,591)
-	-	-	-	-	-
-	-	-	140	234	94
-	-	-	-	-	-
<u>4,500</u>	<u>4,500</u>	<u>-</u>	<u>164,540</u>	<u>43,159</u>	<u>(121,381)</u>
11,773	10,757	(1,016)	-	-	-
-	-	-	-	-	-
-	-	-	-	-	-
-	-	-	202,128	50,841	(151,287)
-	-	-	-	-	-
-	-	-	-	-	-
<u>11,773</u>	<u>10,757</u>	<u>(1,016)</u>	<u>202,128</u>	<u>50,841</u>	<u>(151,287)</u>
<u>(7,273)</u>	<u>(6,257)</u>	<u>1,016</u>	<u>(37,588)</u>	<u>(7,682)</u>	<u>29,906</u>
-	-	-	37,588	37,588	-
-	-	-	-	-	-
-	-	-	<u>37,588</u>	<u>37,588</u>	<u>-</u>
<u>(7,273)</u>	<u>(6,257)</u>	<u>1,016</u>	<u>-</u>	<u>29,906</u>	<u>29,906</u>
<u>16,429</u>	<u>16,429</u>	<u>-</u>	<u>111,279</u>	<u>111,279</u>	<u>-</u>
<u>\$ 9,156</u>	<u>\$ 10,172</u>	<u>\$ 1,016</u>	<u>\$ 111,279</u>	<u>\$ 141,185</u>	<u>\$ 29,906</u>

continued...

# COUNTY OF NEWAYGO, MICHIGAN

## Schedule of Revenues, Expenditures, and Changes in Fund Balances

Budget and Actual - Nonmajor Special Revenue Funds

For the Year Ended September 30, 2015

	Child Care (292)		
	Final Budget	Actual	Actual Over (Under) Final Budget
Revenues			
Taxes	\$ -	\$ -	\$ -
Intergovernmental:			
Federal	13,882	14,368	486
State	569,451	620,452	51,001
Local	-	-	-
Licenses and permits	-	-	-
Fines and forfeitures	-	-	-
Charges for services	55,974	55,534	(440)
Contributions from private sources	14,000	18,735	4,735
Interest and rentals	-	-	-
Other revenue/reimbursements	280	461	181
<b>Total revenues</b>	<b>653,587</b>	<b>709,550</b>	<b>55,963</b>
Expenditures			
Current:			
Judicial	-	-	-
General government	-	-	-
Public safety	-	-	-
Health and welfare	1,602,755	1,474,769	(127,986)
Community and economic development	-	-	-
Recreation and cultural	-	-	-
<b>Total expenditures</b>	<b>1,602,755</b>	<b>1,474,769</b>	<b>(127,986)</b>
Revenues over (under) expenditures	(949,168)	(765,219)	183,949
Other financing sources (uses)			
Transfers in	947,715	947,715	-
Transfers out	-	-	-
<b>Total other financing sources (uses)</b>	<b>947,715</b>	<b>947,715</b>	<b>-</b>
Net changes in fund balances	(1,453)	182,496	183,949
Fund balances, beginning of year	33,838	33,838	-
<b>Fund balances, end of year</b>	<b>\$ 32,385</b>	<b>\$ 216,334</b>	<b>\$ 183,949</b>



Soldiers' Relief (293)			Veterans' Trust (294)		
Final Budget	Actual	Actual Over (Under) Final Budget	Final Budget	Actual	Actual Over (Under) Final Budget
\$ 131,414	\$ 131,416	\$ 2	\$ -	\$ -	\$ -
-	-	-	-	-	-
-	-	-	-	-	-
1,659	1,658	(1)	-	-	-
-	-	-	-	-	-
-	-	-	-	-	-
101	101	-	-	-	-
-	-	-	-	-	-
-	-	-	-	-	-
<u>133,174</u>	<u>133,175</u>	<u>1</u>	<u>-</u>	<u>-</u>	<u>-</u>
-	-	-	-	-	-
-	-	-	-	-	-
-	-	-	-	-	-
181,945	154,067	(27,878)	-	-	-
-	-	-	-	-	-
-	-	-	-	-	-
<u>181,945</u>	<u>154,067</u>	<u>(27,878)</u>	<u>-</u>	<u>-</u>	<u>-</u>
<u>(48,771)</u>	<u>(20,892)</u>	<u>27,879</u>	<u>-</u>	<u>-</u>	<u>-</u>
48,771	48,771	-	-	-	-
-	-	-	-	-	-
<u>48,771</u>	<u>48,771</u>	<u>-</u>	<u>-</u>	<u>-</u>	<u>-</u>
-	27,879	27,879	-	-	-
<u>106,442</u>	<u>106,442</u>	<u>-</u>	<u>4,970</u>	<u>4,970</u>	<u>-</u>
<u>\$ 106,442</u>	<u>\$ 134,321</u>	<u>\$ 27,879</u>	<u>\$ 4,970</u>	<u>\$ 4,970</u>	<u>\$ -</u>

continued...

# COUNTY OF NEWAYGO, MICHIGAN

## Schedule of Revenues, Expenditures, and Changes in Fund Balances

Budget and Actual - Nonmajor Special Revenue Funds

For the Year Ended September 30, 2015

	Commission on Aging (295-2952)		
	Final Budget	Actual	Actual Over (Under) Final Budget
<b>Revenues</b>			
Taxes	\$ 653,977	\$ 654,781	\$ 804
Intergovernmental:			
Federal	188,484	186,589	(1,895)
State	32,410	32,410	-
Local	8,324	8,263	(61)
Licenses and permits	-	-	-
Fines and forfeitures	-	-	-
Charges for services	182,267	186,613	4,346
Contributions from private sources	686,931	683,702	(3,229)
Interest and rentals	-	-	-
Other revenue/reimbursements	14,084	18,455	4,371
<b>Total revenues</b>	<b>1,766,477</b>	<b>1,770,813</b>	<b>4,336</b>
<b>Expenditures</b>			
Current:			
Judicial	-	-	-
General government	-	-	-
Public safety	-	-	-
Health and welfare	1,767,744	1,699,154	(68,590)
Community and economic development	-	-	-
Recreation and cultural	-	-	-
<b>Total expenditures</b>	<b>1,767,744</b>	<b>1,699,154</b>	<b>(68,590)</b>
Revenues over (under) expenditures	(1,267)	71,659	72,926
<b>Other financing sources (uses)</b>			
Transfers in	6,267	6,267	-
Transfers out	(10,000)	(10,000)	-
<b>Total other financing sources (uses)</b>	<b>(3,733)</b>	<b>(3,733)</b>	<b>-</b>
Net changes in fund balances	(5,000)	67,926	72,926
Fund balances, beginning of year	233,893	233,893	-
Fund balances, end of year	\$ 228,893	\$ 301,819	\$ 72,926





Total		
Final Budget	Actual	Actual Over (Under) Final Budget
\$ 2,095,877	\$ 2,096,201	\$ 324
843,683	799,889	(43,794)
876,845	841,552	(35,293)
63,896	64,619	723
-	5,292	5,292
10,253	7,923	(2,330)
1,983,747	2,001,253	17,506
701,032	710,538	9,506
1,939	2,180	241
104,195	28,026	(76,169)
<u>6,681,467</u>	<u>6,557,473</u>	<u>(123,994)</u>
845,346	814,537	(30,809)
80,323	70,626	(9,697)
3,716,496	3,266,034	(450,462)
3,754,572	3,378,831	(375,741)
274,530	221,106	(53,424)
585,746	551,711	(34,035)
<u>9,257,013</u>	<u>8,302,845</u>	<u>(954,168)</u>
<u>(2,575,546)</u>	<u>(1,745,372)</u>	<u>830,174</u>
2,618,412	2,618,412	-
(702,209)	(702,209)	-
<u>1,916,203</u>	<u>1,916,203</u>	<u>-</u>
(659,343)	170,831	830,174
<u>2,889,070</u>	<u>2,889,070</u>	<u>-</u>
<u>\$ 2,229,727</u>	<u>\$ 3,059,901</u>	<u>\$ 830,174</u>

concluded

# COUNTY OF NEWAYGO, MICHIGAN

## Combining Balance Sheet Nonmajor Debt Service Funds September 30, 2015

	Jail Bonds (367)	Medical Care Facility Bonds (305)	Mental Health Building Bonds (392)	Total
<b>Assets</b>				
Cash and cash equivalents	\$ 157,782	\$ 166,788	\$ 386,727	\$ 711,297
Investments	250,000	-	-	250,000
Accounts receivable	2,625	-	-	2,625
Due from other governments	51,450	-	-	51,450
<b>Total assets</b>	<b>\$ 461,857</b>	<b>\$ 166,788</b>	<b>\$ 386,727</b>	<b>\$ 1,015,372</b>
<b>Liabilities</b>				
Due to other funds	\$ 99,885	\$ -	-	\$ 99,885
<b>Fund balances</b>				
Restricted	-	166,788	386,727	553,515
Committed	361,972	-	-	361,972
<b>Total fund balances</b>	<b>361,972</b>	<b>166,788</b>	<b>386,727</b>	<b>915,487</b>
<b>Total liabilities and fund balances</b>	<b>\$ 461,857</b>	<b>\$ 166,788</b>	<b>\$ 386,727</b>	<b>\$ 1,015,372</b>

# COUNTY OF NEWAYGO, MICHIGAN

## Combining Statement of Revenues, Expenditures and Changes in Fund Balances

### Nonmajor Debt Service Funds

For the Year Ended September 30, 2015

	Jail Bonds (367)	Medical Care Facility Bonds (305)	Mental Health Building Bonds (392)	Total
<b>Revenues</b>				
Taxes	\$ -	\$ 565,199	\$ -	\$ 565,199
Intergovernmental - local	-	-	125,828	125,828
Charges for services	625,975	-	-	625,975
Interest	2,801	686	-	3,487
<b>Total revenues</b>	<b>628,776</b>	<b>565,885</b>	<b>125,828</b>	<b>1,320,489</b>
<b>Expenditures</b>				
Debt service:				
Principal	550,000	550,000	50,000	1,150,000
Interest	209,866	87,801	28,025	325,692
Bond issuance costs	-	-	42,021	42,021
<b>Total expenditures</b>	<b>759,866</b>	<b>637,801</b>	<b>120,046</b>	<b>1,517,713</b>
<b>Revenues (under) over expenditures</b>	<b>(131,090)</b>	<b>(71,916)</b>	<b>5,782</b>	<b>(197,224)</b>
<b>Other financing sources (uses)</b>				
Issuance of refunding bonds	-	-	1,117,000	1,117,000
Payment to refunded bond escrow agent	-	-	(1,100,779)	(1,100,779)
<b>Total other financing sources (uses)</b>	<b>-</b>	<b>-</b>	<b>16,221</b>	<b>16,221</b>
<b>Net change in fund balances</b>	<b>(131,090)</b>	<b>(71,916)</b>	<b>22,003</b>	<b>(181,003)</b>
Fund balances, beginning of year	493,062	238,704	364,724	1,096,490
<b>Fund balances, end of year</b>	<b>\$ 361,972</b>	<b>\$ 166,788</b>	<b>\$ 386,727</b>	<b>\$ 915,487</b>

This page intentionally left blank.

## NONMAJOR ENTERPRISE FUNDS

# COUNTY OF NEWAYGO, MICHIGAN

## Combining Statement of Net Position

Nonmajor Enterprise Funds

September 30, 2015

	2013 Delinquent Tax (516132)	2015 Delinquent Tax (516152)	PRE Audit (530)
<b>Assets</b>			
Current assets:			
Cash and cash equivalents	\$ 33,753	\$ 696	\$ 39,294
Accounts receivable	-	-	-
Delinquent taxes receivable	785,814	-	-
Total current assets	<u>819,567</u>	<u>696</u>	<u>39,294</u>
Noncurrent assets:			
Capital assets being depreciated, net	-	-	-
Total assets	<u>819,567</u>	<u>696</u>	<u>39,294</u>
<b>Liabilities (all current)</b>			
Accounts payable	-	695	25,792
Due to other funds	245,000	-	-
Total liabilities (all current)	<u>245,000</u>	<u>695</u>	<u>25,792</u>
<b>Net position</b>			
Net investment in capital assets	-	-	-
Unrestricted	574,567	1	13,502
Total net position	<u>\$ 574,567</u>	<u>\$ 1</u>	<u>\$ 13,502</u>



Building Authority (569)	Jail Commissary (595)	Total
\$ 320,106	\$ 142,180	\$ 536,029
823	10,483	11,306
-	-	785,814
<u>320,929</u>	<u>152,663</u>	<u>1,333,149</u>
-	14,805	14,805
<u>320,929</u>	<u>167,468</u>	<u>1,347,954</u>
1,718	2,121	30,326
-	-	245,000
<u>1,718</u>	<u>2,121</u>	<u>275,326</u>
-	14,805	14,805
<u>319,211</u>	<u>150,542</u>	<u>1,057,823</u>
<u>\$ 319,211</u>	<u>\$ 165,347</u>	<u>\$ 1,072,628</u>

# COUNTY OF NEWAYGO, MICHIGAN

## Combining Statement of Revenues, Expenses and Changes in Fund Net Position

Nonmajor Enterprise Funds

For the Year Ended September 30, 2015

	2013 Delinquent Tax (516132)	2015 Delinquent Tax (516152)	PRE Audit (530)
Operating revenues			
Charges for services	\$ -	\$ -	\$ -
Rentals	-	-	-
Interest and penalties on delinquent taxes	230,503	-	-
Reimbursements	-	-	-
<b>Total operating revenues</b>	<b>230,503</b>	<b>-</b>	<b>-</b>
Operating expense			
Supplies and operating expenses	7,195	(1)	109
Depreciation	-	-	-
<b>Total operating expense</b>	<b>7,195</b>	<b>(1)</b>	<b>109</b>
<b>Operating income (loss)</b>	<b>223,308</b>	<b>1</b>	<b>(109)</b>
Nonoperating revenues (expenses)			
Interest revenue	-	-	13,611
Interest expense	(2,616)	-	-
<b>Total nonoperating revenues (expenses)</b>	<b>(2,616)</b>	<b>-</b>	<b>13,611</b>
<b>Income before transfers</b>	<b>220,692</b>	<b>1</b>	<b>13,502</b>
Transfers			
Transfers out	(3,896)	-	-
<b>Change in net position</b>	<b>216,796</b>	<b>1</b>	<b>13,502</b>
<b>Net position, beginning of year</b>	<b>357,771</b>	<b>-</b>	<b>-</b>
<b>Net position, end of year</b>	<b>\$ 574,567</b>	<b>\$ 1</b>	<b>\$ 13,502</b>





Building Authority (569)	Jail Commissary (595)	Total
\$ -	\$ 84,132	\$ 84,132
104,671	-	104,671
-	-	230,503
-	8,782	8,782
<u>104,671</u>	<u>92,914</u>	<u>428,088</u>
73,451	34,959	115,713
-	2,639	2,639
<u>73,451</u>	<u>37,598</u>	<u>118,352</u>
<u>31,220</u>	<u>55,316</u>	<u>309,736</u>
-	229	13,840
-	-	(2,616)
-	229	11,224
31,220	55,545	320,960
<u>(30,000)</u>	<u>-</u>	<u>(33,896)</u>
1,220	55,545	287,064
<u>317,991</u>	<u>109,802</u>	<u>785,564</u>
<u>\$ 319,211</u>	<u>\$ 165,347</u>	<u>\$ 1,072,628</u>

# COUNTY OF NEWAYGO, MICHIGAN

## Combining Statement of Cash Flows

Nonmajor Enterprise Funds

For the Year Ended September 30, 2015

	2013 Delinquent Tax (516132)	2015 Delinquent Tax (516152)	PRE Audit (530)
Cash flows from operating activities			
Receipts from customers and users	\$ 1,713,723	\$ 696	\$ 11,031
Payments to vendors	(7,195)	-	-
Net cash provided (used in) by operating activities	<u>1,706,528</u>	<u>696</u>	<u>11,031</u>
Cash flows from noncapital financing activities			
Principal paid on long-term debt	(1,320,000)	-	-
Interest paid on long-term debt	(2,616)	-	-
Cash paid for interfund loan	(755,000)	-	-
Transfers out	(3,896)	-	-
Net cash used in noncapital financing activities	<u>(2,081,512)</u>	<u>-</u>	<u>-</u>
Cash flows from investing activities			
Interest received	-	-	13,611
Net increase (decrease) in cash and cash equivalents	<u>(374,984)</u>	<u>696</u>	<u>24,642</u>
Cash and cash equivalents, beginning of year	<u>408,737</u>	<u>-</u>	<u>14,652</u>
Cash and cash equivalents, end of year	<u>\$ 33,753</u>	<u>\$ 696</u>	<u>\$ 39,294</u>



Building Authority (569)	Jail Commissary (595)	Total
\$ 103,848 (73,379)	\$ 87,173 (38,057)	\$ 1,916,471 (118,631)
<u>30,469</u>	<u>49,116</u>	<u>1,797,840</u>
-	-	(1,320,000)
-	-	(2,616)
-	-	(755,000)
<u>(30,000)</u>	<u>-</u>	<u>(33,896)</u>
<u>(30,000)</u>	<u>-</u>	<u>(2,111,512)</u>
<u>-</u>	<u>229</u>	<u>13,840</u>
469	49,345	(299,832)
<u>319,637</u>	<u>92,835</u>	<u>835,861</u>
<u>\$ 320,106</u>	<u>\$ 142,180</u>	<u>\$ 536,029</u>

continued...

# COUNTY OF NEWAYGO, MICHIGAN

## Combining Statement of Cash Flows

Nonmajor Enterprise Funds

For the Year Ended September 30, 2015

	2013 Delinquent Tax (516132)	2015 Delinquent Tax (516152)	PRE Audit (530)
Reconciliation of operating income (loss) to net cash provided by (used in) operating activities			
Operating income (loss)	\$ 223,308	\$ 1	\$ (109)
Adjustments to reconcile operating income (loss) to net cash provided by (used in) operating activities:			
Depreciation expense	-	-	-
Change in operating assets and liabilities:			
Accounts receivable	-	-	-
Delinquent taxes receivable	1,483,220	-	-
Accounts payable	-	695	11,140
Net cash provided by (used in) operating activities	<u>\$ 1,706,528</u>	<u>\$ 696</u>	<u>\$ 11,031</u>



Building Authority (569)	Jail Commissary (595)	Total
\$ 31,220	\$ 55,316	\$ 309,736
-	2,639	2,639
(823)	(5,741)	(6,564)
-	-	1,483,220
72	(3,098)	8,809
<u>\$ 30,469</u>	<u>\$ 49,116</u>	<u>\$ 1,797,840</u>

concluded

This page intentionally left blank.

## INTERNAL SERVICE FUNDS

# COUNTY OF NEWAYGO, MICHIGAN

## Combining Statement of Net Position

Internal Service Funds

September 30, 2015

	Building Grounds Maintenance (631)	Campus Security (632)	Central Stores (633)
<b>Assets</b>			
Current assets:			
Cash and cash equivalents	\$ 59,887	\$ 20,249	\$ 91,287
Accounts receivable	-	-	-
Due from other governments	-	-	-
Due from other funds	138	-	-
Prepays	-	-	-
Total current assets	<u>60,025</u>	<u>20,249</u>	<u>91,287</u>
Noncurrent assets –			
Capital assets being depreciated, net	<u>7,537</u>	<u>-</u>	<u>-</u>
Total assets	<u>67,562</u>	<u>20,249</u>	<u>91,287</u>
<b>Liabilities</b>			
Current liabilities:			
Interfund payable	-	-	-
Accounts payable	17,024	-	195
Accrued expenses	11,263	8,097	1,170
Due to other funds	-	-	-
Current portion of long-term debt	1,561	409	248
Total current liabilities	<u>29,848</u>	<u>8,506</u>	<u>1,613</u>
Noncurrent liabilities –			
Long-term debt	<u>11,456</u>	<u>8,820</u>	<u>862</u>
Total liabilities	<u>41,304</u>	<u>17,326</u>	<u>2,475</u>
<b>Net position</b>			
Net investment in capital assets	7,537	-	-
Unrestricted	<u>18,721</u>	<u>2,923</u>	<u>88,812</u>
Total net position	<u>\$ 26,258</u>	<u>\$ 2,923</u>	<u>\$ 88,812</u>



Information Services (636)	Drain Computer (637)	Drain Maintenance / Construction (638)	Duplicating (645)	Food Service (652)	Telephone System (656)
\$ 123,780	\$ 14,637	\$ 83,286	\$ 228,943	\$ 80,440	\$ 243,642
400	-	-	-	-	-
-	-	-	-	-	-
-	-	-	-	-	-
-	-	-	-	-	-
<u>124,180</u>	<u>14,637</u>	<u>83,286</u>	<u>228,943</u>	<u>80,440</u>	<u>243,642</u>
39,674	2,413	5,509	53,265	-	-
<u>163,854</u>	<u>17,050</u>	<u>88,795</u>	<u>282,208</u>	<u>80,440</u>	<u>243,642</u>
-	-	-	-	-	-
5,024	-	190	479	33,521	2,307
8,274	-	-	-	332	-
-	-	47,469	-	-	-
-	-	-	-	-	-
<u>13,298</u>	<u>-</u>	<u>47,659</u>	<u>479</u>	<u>33,853</u>	<u>2,307</u>
608	-	-	-	334	-
<u>13,906</u>	<u>-</u>	<u>47,659</u>	<u>479</u>	<u>34,187</u>	<u>2,307</u>
39,674	2,413	5,509	53,265	-	-
<u>110,274</u>	<u>14,637</u>	<u>35,627</u>	<u>228,464</u>	<u>46,253</u>	<u>241,335</u>
<u>\$ 149,948</u>	<u>\$ 17,050</u>	<u>\$ 41,136</u>	<u>\$ 281,729</u>	<u>\$ 46,253</u>	<u>\$ 241,335</u>

continued...

# COUNTY OF NEWAYGO, MICHIGAN

## Combining Statement of Net Position Internal Service Funds September 30, 2015

	Motor Pool (661)	Unemployment (676)	Health and Wellness (677)
<b>Assets</b>			
Current assets:			
Cash and cash equivalents	\$ 96,025	\$ 130,196	\$ 1,161,266
Accounts receivable	-	-	138,919
Due from other governments	-	-	-
Due from other funds	-	-	-
Prepays	-	-	268,924
Total current assets	<u>96,025</u>	<u>130,196</u>	<u>1,569,109</u>
Noncurrent assets –			
Capital assets being depreciated, net	<u>218,634</u>	<u>-</u>	<u>-</u>
Total assets	<u>314,659</u>	<u>130,196</u>	<u>1,569,109</u>
<b>Liabilities</b>			
Current liabilities:			
Interfund payable	-	-	-
Accounts payable	24,529	-	131,688
Accrued expenses	-	-	6,522
Due to other funds	-	-	-
Current portion of long-term debt	-	-	248
Total current liabilities	<u>24,529</u>	<u>-</u>	<u>138,458</u>
Noncurrent liabilities –			
Long-term debt	<u>-</u>	<u>-</u>	<u>962</u>
Total liabilities	<u>24,529</u>	<u>-</u>	<u>139,420</u>
<b>Net position</b>			
Net investment in capital assets	218,634	-	-
Unrestricted	<u>71,496</u>	<u>130,196</u>	<u>1,429,689</u>
Total net position	<u>\$ 290,130</u>	<u>\$ 130,196</u>	<u>\$ 1,429,689</u>

Liability Insurance (678)	Equipment Pool (692)	Building Renovation (694)	Workers' Compensation (696)	Retiree Health Insurance (7311)	Retirement (731)
\$ 178,532	\$ 7,970	\$ -	\$ 448,324	\$ 1,653	\$ 904,045
313,854	-	-	-	-	1,364
-	-	6,300	-	-	-
-	-	-	-	-	-
275,397	-	-	-	-	-
<u>767,783</u>	<u>7,970</u>	<u>6,300</u>	<u>448,324</u>	<u>1,653</u>	<u>905,409</u>
-	-	-	-	-	-
<u>767,783</u>	<u>7,970</u>	<u>6,300</u>	<u>448,324</u>	<u>1,653</u>	<u>905,409</u>
-	-	3,021	-	-	-
108,922	-	-	-	-	-
-	-	-	-	-	-
9,129	7,968	-	-	-	-
-	-	-	-	-	-
<u>118,051</u>	<u>7,968</u>	<u>3,021</u>	<u>-</u>	<u>-</u>	<u>-</u>
-	-	-	-	-	-
<u>118,051</u>	<u>7,968</u>	<u>3,021</u>	<u>-</u>	<u>-</u>	<u>-</u>
-	-	-	-	-	-
<u>649,732</u>	<u>2</u>	<u>3,279</u>	<u>448,324</u>	<u>1,653</u>	<u>905,409</u>
<u>\$ 649,732</u>	<u>\$ 2</u>	<u>\$ 3,279</u>	<u>\$ 448,324</u>	<u>\$ 1,653</u>	<u>\$ 905,409</u>

continued...

# COUNTY OF NEWAYGO, MICHIGAN

## Combining Statement of Net Position Internal Service Funds September 30, 2015

	Unused Sick and Vacation (730)	Total
<b>Assets</b>		
Current assets:		
Cash and cash equivalents	\$ 593,030	\$ 4,467,192
Accounts receivable	-	454,537
Due from other governments	-	6,300
Due from other funds	24,373	24,511
Prepays	-	544,321
Total current assets	<u>617,403</u>	<u>5,496,861</u>
Noncurrent assets –		
Capital assets being depreciated, net	-	327,032
Total assets	<u>617,403</u>	<u>5,823,893</u>
<b>Liabilities</b>		
Current liabilities:		
Interfund payable	-	3,021
Accounts payable	993	324,872
Accrued expenses	3,070	38,728
Due to other funds	-	64,566
Current portion of long-term debt	-	2,466
Total current liabilities	<u>4,063</u>	<u>433,653</u>
Noncurrent liabilities –		
Long-term debt	-	23,042
Total liabilities	<u>4,063</u>	<u>456,695</u>
<b>Net position</b>		
Net investment in capital assets	-	327,032
Unrestricted	613,340	5,040,166
Total net position	<u>\$ 613,340</u>	<u>\$ 5,367,198</u>

concluded

This page intentionally left blank.

# COUNTY OF NEWAYGO, MICHIGAN

## Combining Statement of Revenues, Expenses and Changes in Fund Net Position

Internal Service Funds

For the Year Ended September 30, 2015

	Building Grounds Maintenance (631)	Campus Security (632)	Central Stores (633)
Operating revenues			
Charges for services	\$ 485,478	\$ 120,960	\$ 4,546
Reimbursements	-	-	-
<b>Total operating revenues</b>	<b>485,478</b>	<b>120,960</b>	<b>4,546</b>
Operating expense			
Supplies and operating expenses	574,957	214,142	38,045
Depreciation	6,584	-	420
<b>Total operating expense</b>	<b>581,541</b>	<b>214,142</b>	<b>38,465</b>
<b>Operating income (loss)</b>	<b>(96,063)</b>	<b>(93,182)</b>	<b>(33,919)</b>
Nonoperating revenues			
Interest revenue	-	-	-
Gain on sale of capital assets	-	-	-
Insurance pool distribution	-	-	-
<b>Total nonoperating revenues</b>	<b>-</b>	<b>-</b>	<b>-</b>
<b>Income (loss) before transfers</b>	<b>(96,063)</b>	<b>(93,182)</b>	<b>(33,919)</b>
Transfers			
Transfers in	99,239	91,301	30,000
Transfers out	-	-	(15,000)
<b>Total transfers</b>	<b>99,239</b>	<b>91,301</b>	<b>15,000</b>
<b>Change in net position</b>	<b>3,176</b>	<b>(1,881)</b>	<b>(18,919)</b>
Net position, beginning of year	23,082	4,804	107,731
<b>Net position, end of year</b>	<b>\$ 26,258</b>	<b>\$ 2,923</b>	<b>\$ 88,812</b>

Information Services (636)	Drain Computer (637)	Drain Maintenance / Construction (638)	Duplicating (645)	Food Service (652)	Telephone System (656)
\$ 19,961	\$ 9,173	\$ 190,876	\$ 79,922	\$ 576,625	\$ 90,233
-	-	-	-	-	-
19,961	9,173	190,876	79,922	576,625	90,233
335,728	272	40,666	29,812	455,284	64,280
15,705	1,259	2,867	14,681	-	-
351,433	1,531	43,533	44,493	455,284	64,280
(331,472)	7,642	147,343	35,429	121,341	25,953
-	-	310	-	-	-
-	-	200	5,000	-	-
-	-	-	-	-	-
-	-	510	5,000	-	-
(331,472)	7,642	147,853	40,429	121,341	25,953
344,067	-	-	-	-	-
-	-	(137,331)	(62,050)	(91,748)	(80,000)
344,067	-	(137,331)	(62,050)	(91,748)	(80,000)
12,595	7,642	10,522	(21,621)	29,593	(54,047)
137,353	9,408	30,614	303,350	16,660	295,382
\$ 149,948	\$ 17,050	\$ 41,136	\$ 281,729	\$ 46,253	\$ 241,335

continued...

# COUNTY OF NEWAYGO, MICHIGAN

## Combining Statement of Revenues, Expenses and Changes in Fund Net Position

Internal Service Funds

For the Year Ended September 30, 2015

	Motor Pool (661)	Unemployment (676)	Health and Wellness (677)
Operating revenues			
Charges for services	\$ 82,568	\$ -	\$ -
Reimbursements	-	42,603	2,992,189
<b>Total operating revenues</b>	<b>82,568</b>	<b>42,603</b>	<b>2,992,189</b>
Operating expense			
Supplies and operating expenses	20,892	9,566	3,437,380
Depreciation	99,007	-	-
<b>Total operating expense</b>	<b>119,899</b>	<b>9,566</b>	<b>3,437,380</b>
<b>Operating income (loss)</b>	<b>(37,331)</b>	<b>33,037</b>	<b>(445,191)</b>
Nonoperating revenues			
Interest revenue	-	-	-
Gain on sale of capital assets	3,770	-	-
Insurance pool distribution	-	-	-
<b>Total nonoperating revenues</b>	<b>3,770</b>	<b>-</b>	<b>-</b>
<b>Income (loss) before transfers</b>	<b>(33,561)</b>	<b>33,037</b>	<b>(445,191)</b>
Transfers			
Transfers in	86,172	-	-
Transfers out	-	(25,000)	(6,748)
<b>Total transfers</b>	<b>86,172</b>	<b>(25,000)</b>	<b>(6,748)</b>
<b>Change in net position</b>	<b>52,611</b>	<b>8,037</b>	<b>(451,939)</b>
Net position, beginning of year	237,519	122,159	1,881,628
<b>Net position, end of year</b>	<b>\$ 290,130</b>	<b>\$ 130,196</b>	<b>\$ 1,429,689</b>



Liability Insurance (678)	Equipment Pool (692)	Building Renovation (694)	Workers' Compensation (696)	Retiree Health Insurance (7311)	Retirement (731)
\$ -	\$ 1,243	\$ 76,650	\$ -	\$ -	\$ 41,035
311,811	-	-	165,156	707,800	-
311,811	1,243	76,650	165,156	707,800	41,035
365,839	14,111	14,863	126,231	721,715	69,866
-	-	-	-	-	-
365,839	14,111	14,863	126,231	721,715	69,866
(54,028)	(12,868)	61,787	38,925	(13,915)	(28,831)
-	-	-	-	-	-
-	-	-	-	-	-
538,881	-	-	86,763	-	-
538,881	-	-	86,763	-	-
484,853	(12,868)	61,787	125,688	(13,915)	(28,831)
-	11,050	-	-	15,000	-
(416,455)	(32,968)	(61,831)	(115,000)	-	(312,637)
(416,455)	(21,918)	(61,831)	(115,000)	15,000	(312,637)
68,398	(34,786)	(44)	10,688	1,085	(341,468)
581,334	34,788	3,323	437,636	568	1,246,877
\$ 649,732	\$ 2	\$ 3,279	\$ 448,324	\$ 1,653	\$ 905,409

continued...

# COUNTY OF NEWAYGO, MICHIGAN

## Combining Statement of Revenues, Expenses and Changes in Fund Net Position Internal Service Funds For the Year Ended September 30, 2015

	Unused Sick and Vacation (730)	Total
Operating revenues		
Charges for services	\$ 183,395	\$ 1,962,665
Reimbursements	60,686	4,280,245
<b>Total operating revenues</b>	<b>244,081</b>	<b>6,242,910</b>
Operating expense		
Supplies and operating expenses	291,883	6,825,532
Depreciation	-	140,523
<b>Total operating expense</b>	<b>291,883</b>	<b>6,966,055</b>
<b>Operating income (loss)</b>	<b>(47,802)</b>	<b>(723,145)</b>
Nonoperating revenues		
Interest revenue	-	310
Gain on sale of capital assets	-	8,970
Insurance pool distribution	-	625,644
<b>Total nonoperating revenues</b>	<b>-</b>	<b>634,924</b>
<b>Income (loss) before transfers</b>	<b>(47,802)</b>	<b>(88,221)</b>
Transfers		
Transfers in	-	676,829
Transfers out	(50,000)	(1,406,768)
<b>Total transfers</b>	<b>(50,000)</b>	<b>(729,939)</b>
<b>Change in net position</b>	<b>(97,802)</b>	<b>(818,160)</b>
Net position, beginning of year	711,142	6,185,358
<b>Net position, end of year</b>	<b>\$ 613,340</b>	<b>\$ 5,367,198</b>

concluded

This page intentionally left blank.

COUNTY OF NEWAYGO, MICHIGAN

**Combining Statement of Cash Flows**  
 Internal Service Funds  
 For the Year Ended September 30, 2015

	Building Grounds Maintenance (631)	Campus Security (632)	Central Stores (633)
Cash flows from operating activities			
Receipts from interfund services	\$ 494,283	\$ 120,960	\$ 4,546
Payments to vendors	(272,057)	(11,049)	(10,915)
Payments for personnel services	(295,131)	(202,556)	(26,902)
Net cash provided by (used in) operating activities	<u>(72,905)</u>	<u>(92,645)</u>	<u>(33,271)</u>
Cash flows from noncapital financing activities			
Transfers in	99,239	91,301	30,000
Transfers out	-	-	(15,000)
Insurance pool distribution	-	-	-
Net cash provided by (used in) noncapital financing activities	<u>99,239</u>	<u>91,301</u>	<u>15,000</u>
Cash flows from capital and related financing activities			
Proceeds from sale of capital assets	-	-	-
Purchase of capital assets	-	-	-
Net cash used in capital and related financing activities	<u>-</u>	<u>-</u>	<u>-</u>
Cash flows from investing activities			
Interest received on investments	-	-	-
Net increase (decrease) in cash and cash equivalents	26,334	(1,344)	(18,271)
Cash and cash equivalents, beginning of year	<u>33,553</u>	<u>21,593</u>	<u>109,558</u>
Cash and cash equivalents, end of year	<u>\$ 59,887</u>	<u>\$ 20,249</u>	<u>\$ 91,287</u>

Information Services (636)	Drain Computer (637)	Drain Maintenance / Construction (638)	Duplicating (645)	Food Service (652)	Telephone System (656)
\$ 19,561 (123,324) (208,294)	\$ 9,173 (272) -	\$ 199,421 (40,747) -	\$ 79,922 (30,865) -	\$ 576,625 (447,490) (8,724)	\$ 91,533 (63,431) -
(312,057)	8,901	158,674	49,057	120,411	28,102
344,067 - -	- - -	- (137,331) -	- (62,050) -	- (91,748) -	- (80,000) -
344,067	-	(137,331)	(62,050)	(91,748)	(80,000)
- -	- -	200 -	5,000 (38,982)	- -	- -
-	-	200	(33,982)	-	-
-	-	310	-	-	-
32,010	8,901	21,853	(46,975)	28,663	(51,898)
91,770	5,736	61,433	275,918	51,777	295,540
<u>\$ 123,780</u>	<u>\$ 14,637</u>	<u>\$ 83,286</u>	<u>\$ 228,943</u>	<u>\$ 80,440</u>	<u>\$ 243,642</u>

continued...

# COUNTY OF NEWAYGO, MICHIGAN

## Combining Statement of Cash Flows

Internal Service Funds

For the Year Ended September 30, 2015

	Motor Pool (661)	Unemployment (676)	Health and Wellness (677)
Cash flows from operating activities			
Receipts from interfund services	\$ 92,068	\$ 42,603	\$ 2,843,336
Payments to vendors	(1,677)	(12,725)	(3,496,443)
Payments for personnel services	-	-	(103,055)
Net cash provided by (used in) operating activities	<u>90,391</u>	<u>29,878</u>	<u>(756,162)</u>
Cash flows from noncapital financing activities			
Transfers in	86,172	-	-
Transfers out	-	(25,000)	(6,748)
Insurance pool distribution	-	-	-
Net cash provided by (used in) noncapital financing activities	<u>86,172</u>	<u>(25,000)</u>	<u>(6,748)</u>
Cash flows from capital and related financing activities			
Proceeds from sale of capital assets	3,770	-	-
Purchase of capital assets	(150,510)	-	-
Net cash used in capital and related financing activities	<u>(146,740)</u>	<u>-</u>	<u>-</u>
Cash flows from investing activities			
Interest received on investments	-	-	-
Net increase (decrease) in cash and cash equivalents	29,823	4,878	(762,910)
Cash and cash equivalents, beginning of year	<u>66,202</u>	<u>125,318</u>	<u>1,924,176</u>
Cash and cash equivalents, end of year	<u>\$ 96,025</u>	<u>\$ 130,196</u>	<u>\$ 1,161,266</u>

Liability Insurance (678)	Equipment Pool (692)	Building Renovation (694)	Workers' Compensation (696)	Retiree Health Insurance (7311)	Retirement (731)
\$ (2,043)	\$ 1,243	\$ 76,692	\$ 165,156	\$ 707,800	\$ 41,035
(285,654)	(6,143)	(14,861)	(78,835)	(721,715)	(71,966)
-	-	-	(164,012)	-	-
(287,697)	(4,900)	61,831	(77,691)	(13,915)	(30,931)
-	11,050	-	-	15,000	-
(416,455)	(32,968)	(61,831)	(115,000)	-	(312,637)
538,881	-	-	86,763	-	-
122,426	(21,918)	(61,831)	(28,237)	15,000	(312,637)
-	-	-	-	-	-
-	-	-	-	-	-
-	-	-	-	-	-
-	-	-	-	-	-
(165,271)	(26,818)	-	(105,928)	1,085	(343,568)
343,803	34,788	-	554,252	568	1,247,613
\$ 178,532	\$ 7,970	\$ -	\$ 448,324	\$ 1,653	\$ 904,045

continued...

COUNTY OF NEWAYGO, MICHIGAN

Combining Statement of Cash Flows  
 Internal Service Funds  
 For the Year Ended September 30, 2015

	Unused Sick and Vacation (730)	Total
Cash flows from operating activities		
Receipts from interfund services	\$ 227,002	\$ 5,790,916
Payments to vendors	(80,120)	(5,770,289)
Payments for personnel services	(208,353)	(1,217,027)
	(61,471)	(1,196,400)
Net cash provided by (used in) operating activities		
Cash flows from noncapital financing activities		
Transfers in	-	676,829
Transfers out	(50,000)	(1,406,768)
Insurance pool distribution	-	625,644
	(50,000)	(104,295)
Net cash provided by (used in) noncapital financing activities		
Cash flows from capital and related financing activities		
Proceeds from sale of capital assets	-	8,970
Purchase of capital assets	-	(189,492)
	-	(180,522)
Net cash used in capital and related financing activities		
Cash flows from investing activities		
Interest received on investments	-	310
	-	310
Net increase (decrease) in cash and cash equivalents	(111,471)	(1,480,907)
Cash and cash equivalents, beginning of year	704,501	5,948,099
Cash and cash equivalents, end of year	\$ 593,030	\$ 4,467,192

continued...



This page intentionally left blank.

COUNTY OF NEWAYGO, MICHIGAN

**Combining Statement of Cash Flows**  
 Internal Service Funds  
 For the Year Ended September 30, 2015

	Building Grounds Maintenance (631)	Campus Security (632)	Central Stores (633)
Reconciliation of operating income (loss) to net cash provided by (used in) operating activities			
Operating income (loss)	\$ (96,063)	\$ (93,182)	\$ (33,919)
Adjustments to reconcile operating income (loss) to net cash provided by operating activities:			
Depreciation expense	6,584	-	420
Change in operating assets and liabilities:			
Accounts receivable	-	-	-
Due from other governments	-	-	-
Due from other funds	8,805	-	-
Prepays	-	-	-
Interfund payable	-	-	-
Accounts payable	6,527	(187)	181
Accrued expenses	1,309	103	218
Due to other funds	-	-	-
Compensated absences	(67)	621	(171)
Net cash provided by (used in) operating activities	<u>\$ (72,905)</u>	<u>\$ (92,645)</u>	<u>\$ (33,271)</u>



Information Services (636)	Drain Computer (637)	Drain Maintenance / Construction (638)	Duplicating (645)	Food Service (652)	Telephone System (656)
\$ (331,472)	\$ 7,642	\$ 147,343	\$ 35,429	\$ 121,341	\$ 25,953
15,705	1,259	2,867	14,681	-	-
(400)	-	-	-	-	1,300
-	-	-	-	-	-
-	-	-	-	-	-
-	-	-	-	-	-
3,434	-	(81)	(1,053)	(418)	849
764	-	-	-	(35)	-
-	-	8,545	-	-	-
(88)	-	-	-	(477)	-
<u>\$ (312,057)</u>	<u>\$ 8,901</u>	<u>\$ 158,674</u>	<u>\$ 49,057</u>	<u>\$ 120,411</u>	<u>\$ 28,102</u>

continued...

COUNTY OF NEWAYGO, MICHIGAN

Combining Statement of Cash Flows  
 Internal Service Funds  
 For the Year Ended September 30, 2015

	Motor Pool (661)	Unemployment (676)	Health and Wellness (677)
Reconciliation of operating income (loss) to net cash provided by (used in) operating activities			
Operating income (loss)	\$ (37,331)	\$ 33,037	\$ (445,191)
Adjustments to reconcile operating income (loss) to net cash provided by operating activities:			
Depreciation expense	99,007	-	-
Change in operating assets and liabilities:			
Accounts receivable	-	-	(148,853)
Due from other governments	-	-	-
Due from other funds	4,500	-	-
Prepays	-	-	(191,005)
Interfund payable	-	-	-
Accounts payable	24,215	-	27,550
Accrued expenses	-	-	1,408
Due to other funds	-	(3,159)	-
Compensated absences	-	-	(71)
Net cash provided by (used in) operating activities	\$ 90,391	\$ 29,878	\$ (756,162)



Liability Insurance (678)	Equipment Pool (692)	Building Renovation (694)	Workers' Compensation (696)	Retiree Health Insurance (7311)	Retirement (731)
\$ (54,028)	\$ (12,868)	\$ 61,787	\$ 38,925	\$ (13,915)	\$ (28,831)
-	-	-	-	-	-
(313,854)	-	-	-	-	-
-	-	42	-	-	-
-	-	-	-	-	-
15,160	-	-	-	-	-
-	-	3,021	-	-	-
55,896	-	(3,019)	(116,616)	-	-
-	-	-	-	-	(736)
9,129	7,968	-	-	-	(1,364)
-	-	-	-	-	-
<u>\$ (287,697)</u>	<u>\$ (4,900)</u>	<u>\$ 61,831</u>	<u>\$ (77,691)</u>	<u>\$ (13,915)</u>	<u>\$ (30,931)</u>

continued...

COUNTY OF NEWAYGO, MICHIGAN

Combining Statement of Cash Flows  
 Internal Service Funds  
 For the Year Ended September 30, 2015

	Unused Sick and Vacation (730)	Total
Reconciliation of operating income (loss) to net cash provided by (used in) operating activities		
Operating income (loss)	\$ (47,802)	\$ (723,145)
Adjustments to reconcile operating income (loss) to net cash provided by operating activities:		
Depreciation expense	-	140,523
Change in operating assets and liabilities:		
Accounts receivable	-	(461,807)
Due from other governments	-	42
Due from other funds	(17,079)	(3,774)
Prepays	-	(175,845)
Interfund payable	-	3,021
Accounts payable	993	(1,729)
Accrued expenses	2,417	5,448
Due to other funds	-	21,119
Compensated absences	-	(253)
	\$ (61,471)	\$ (1,196,400)

concluded

## AGENCY FUNDS

# COUNTY OF NEWAYGO, MICHIGAN

## Combining Statement of Fiduciary Assets and Liabilities

Agency Funds  
September 30, 2015

	Central Payroll Processing (115)	Central Accounts Payable (125)	Trust and Agency (701)	Trust and Agency Outside Accounts (702)
<b>Assets</b>				
Cash and cash equivalents	\$ 2,231	\$ -	\$ 3,741,165	\$ 21,284
Accounts receivable	-	-	113	-
Due from other governments	-	-	529	-
<b>Total assets</b>	<u>\$ 2,231</u>	<u>\$ -</u>	<u>\$ 3,741,807</u>	<u>\$ 21,284</u>
<b>Liabilities</b>				
Accounts payable	\$ -	\$ -	\$ 278,235	\$ 21,284
Due to other governments	-	-	3,463,572	-
Undistributed receipts	2,231	-	-	-
<b>Total liabilities</b>	<u>\$ 2,231</u>	<u>\$ -</u>	<u>\$ 3,741,807</u>	<u>\$ 21,284</u>





Library Penal (721)	Total
\$ 93,538	\$ 3,858,218
-	113
-	529
<u>\$ 93,538</u>	<u>\$ 3,858,860</u>
\$ -	\$ 299,519
-	3,463,572
93,538	95,769
<u>\$ 93,538</u>	<u>\$ 3,858,860</u>

# COUNTY OF NEWAYGO, MICHIGAN

## Combining Statement of Changes in Fiduciary Assets and Liabilities

Agency Funds

For the Year Ended September 30, 2015

	Beginning Balance	Additions	Deductions	Ending Balance
<b><u>Central Payroll Processing</u></b>				
<b>Assets</b>				
Cash and cash equivalents	\$ 5,383	\$ 10,166,295	\$ 10,169,447	\$ 2,231
<b>Liabilities</b>				
Accounts payable	\$ -	\$ 4,898,767	\$ 4,898,767	\$ -
Due to other governments	-	2,691,320	2,691,320	-
Undistributed receipts	5,383	2,576,208	2,579,360	2,231
<b>Total liabilities</b>	<b>\$ 5,383</b>	<b>\$ 10,166,295</b>	<b>\$ 10,169,447</b>	<b>\$ 2,231</b>
<b><u>Central Accounts Payable</u></b>				
<b>Assets</b>				
Cash and cash equivalents	\$ -	\$ 20,980,787	\$ 20,980,787	\$ -
<b>Liabilities</b>				
Accounts payable	\$ -	\$ 20,980,787	\$ 20,980,787	\$ -
<b><u>Trust and Agency</u></b>				
<b>Assets</b>				
Cash and cash equivalents	\$ 3,950,936	\$ 27,687,856	\$ 27,897,627	\$ 3,741,165
Accounts receivable	12	101	-	113
Due from other governments	580	12,531	12,582	529
<b>Total assets</b>	<b>\$ 3,951,528</b>	<b>\$ 27,700,488</b>	<b>\$ 27,910,209</b>	<b>\$ 3,741,807</b>
<b>Liabilities</b>				
Accounts payable	\$ 281,155	\$ 1,106,239	\$ 1,109,159	\$ 278,235
Due to other governments	3,670,373	26,594,249	26,801,050	3,463,572
<b>Total liabilities</b>	<b>\$ 3,951,528</b>	<b>\$ 27,700,488</b>	<b>\$ 27,910,209</b>	<b>\$ 3,741,807</b>

continued...

# COUNTY OF NEWAYGO, MICHIGAN

## Combining Statement of Changes in Fiduciary Assets and Liabilities

Agency Funds

For the Year Ended September 30, 2015

	Beginning Balance	Additions	Deductions	Ending Balance
<b><u>Trust and Agency Outside Accounts</u></b>				
<b>Assets</b>				
Cash and cash equivalents	\$ 30,486	\$ 56,943	\$ 66,145	\$ 21,284
<b>Liabilities</b>				
Accounts payable	\$ 30,486	\$ 56,943	\$ 66,145	\$ 21,284
<b><u>Library Penal Fine</u></b>				
<b>Assets</b>				
Cash and cash equivalents	\$ 96,094	\$ 326,761	\$ 329,317	\$ 93,538
Accounts receivable	-	232,497	232,497	-
<b>Total assets</b>	<b>\$ 96,094</b>	<b>\$ 559,258</b>	<b>\$ 561,814</b>	<b>\$ 93,538</b>
<b>Liabilities</b>				
Accounts payable	\$ -	\$ 230,435	\$ 230,435	\$ -
Undistributed receipts	96,094	328,823	331,379	93,538
<b>Total liabilities</b>	<b>\$ 96,094</b>	<b>\$ 559,258</b>	<b>\$ 561,814</b>	<b>\$ 93,538</b>
<b><u>Total All Agency Funds</u></b>				
<b>Assets</b>				
Cash and cash equivalents	\$ 4,082,899	\$ 59,218,642	\$ 59,443,323	\$ 3,858,218
Accounts receivable	12	232,598	232,497	113
Due from other governments	580	12,531	12,582	529
<b>Total assets</b>	<b>\$ 4,083,491</b>	<b>\$ 59,463,771</b>	<b>\$ 59,688,402</b>	<b>\$ 3,858,860</b>
<b>Liabilities</b>				
Accounts payable	\$ 311,641	\$ 27,273,171	\$ 27,285,293	\$ 299,519
Due to other governments	3,670,373	29,285,569	29,492,370	3,463,572
Undistributed receipts	101,477	2,905,031	2,910,739	95,769
<b>Total liabilities</b>	<b>\$ 4,083,491</b>	<b>\$ 59,463,771</b>	<b>\$ 59,688,402</b>	<b>\$ 3,858,860</b>

concluded

This page intentionally left blank.

## COMPONENT UNITS

# COUNTY OF NEWAYGO, MICHIGAN

## Combining Balance Sheet

Drain Commissioner Component Unit

September 30, 2015

	Drain (801xxx)	Drain Revolving (802xxx)	Brooks Lake Board (845)
<b>Assets</b>			
Cash and cash equivalents	\$ 54,669	\$ 31,596	\$ 44,441
Special assessments receivable	263,490	-	30,000
Due from other funds	-	268,404	-
<b>Total assets</b>	<b>\$ 318,159</b>	<b>\$ 300,000</b>	<b>\$ 74,441</b>
<b>Liabilities</b>			
Due to other funds	\$ 268,404	\$ -	\$ 16,547
Advance from primary government	15,077	300,000	-
<b>Total liabilities</b>	<b>283,481</b>	<b>300,000</b>	<b>16,547</b>
<b>Deferred inflows of resources</b>			
Unavailable revenues - special assessments	263,490	-	30,000
<b>Fund balances</b>			
Restricted	-	-	27,894
Unassigned (deficit)	(228,812)	-	-
<b>Total fund balances</b>	<b>(228,812)</b>	<b>-</b>	<b>27,894</b>
<b>Total liabilities, deferred inflows of resources and fund balances</b>	<b>\$ 318,159</b>	<b>\$ 300,000</b>	<b>\$ 74,441</b>



Hess Lake Improvement (846)	Diamond Lake Board (847)	Pickeral and Kimball Lakes Board (848)	Ryerson Lake Board (849)	Engel Wright Lake Board (850)	Total
\$ 32,374	\$ 13,242	\$ 22,823	\$ 21,980	\$ 9,289	\$ 230,414
45,000	24,000	60,800	30,000	14,500	467,790
16,547	-	-	7,991	-	292,942
<u>\$ 93,921</u>	<u>\$ 37,242</u>	<u>\$ 83,623</u>	<u>\$ 59,971</u>	<u>\$ 23,789</u>	<u>\$ 991,146</u>
\$ -	\$ -	\$ 7,991	\$ -	\$ -	\$ 292,942
-	-	-	-	-	315,077
-	-	7,991	-	-	608,019
45,000	24,000	60,800	30,000	14,500	467,790
48,921	13,242	14,832	29,971	9,289	144,149
-	-	-	-	-	(228,812)
<u>48,921</u>	<u>13,242</u>	<u>14,832</u>	<u>29,971</u>	<u>9,289</u>	<u>(84,663)</u>
<u>\$ 93,921</u>	<u>\$ 37,242</u>	<u>\$ 83,623</u>	<u>\$ 59,971</u>	<u>\$ 23,789</u>	<u>\$ 991,146</u>

This page intentionally left blank.



# COUNTY OF NEWAYGO, MICHIGAN

## Reconciliation

Fund Balances for Governmental Funds  
to Net Position of Governmental Activities  
Drain Commissioner Component Unit  
September 30, 2015

Fund balances - total governmental funds	\$	(84,663)
--	----	----------

Amounts reported for the *component unit* in the statement of net position are different because:

Capital assets used in governmental activities are not financial resources, and therefore are not reported in the fund statement.

Capital assets being depreciated, net	74,161
---------------------------------------	--------

Certain assets, such as assessments receivable, are not due and receivable in the current period and therefore are offset with deferred inflows of resources in the fund statement.

Deferred inflows of resources for special assessments receivable	<u>467,790</u>
--	----------------

Net position of governmental activities	\$	<u><u>457,288</u></u>
---	----	-----------------------

# COUNTY OF NEWAYGO, MICHIGAN

## Combining Statement of Revenues, Expenditures and Change in Fund Balances

Drain Commissioner Component Unit

For the Year Ended September 30, 2015

	Drain (801xxx)	Drain Revolving (802xxx)	Brooks Lake Board (845)
Revenues			
Special assessments	\$ 149,141	\$ -	\$ 30,000
Expenditures			
Current - public works	285,712	-	37,014
Net change in fund balances	(136,571)	-	(7,014)
Fund balances (deficit), beginning of year	(92,241)	-	34,908
Fund balances (deficit), end of year	<u>\$ (228,812)</u>	<u>\$ -</u>	<u>\$ 27,894</u>



Hess Lake Improvement (846)	Diamond Lake Board (847)	Pickeral and Kimball Lakes Board (848)	Ryerson Lake Board (849)	Engel Wright Lake Board (850)	Total
\$ 44,018	\$ 24,000	\$ 60,800	\$ 30,000	\$ 19,500	\$ 357,459
<u>22,577</u>	<u>26,662</u>	<u>77,838</u>	<u>23,194</u>	<u>11,729</u>	<u>484,726</u>
21,441	(2,662)	(17,038)	6,806	7,771	(127,267)
<u>27,480</u>	<u>15,904</u>	<u>31,870</u>	<u>23,165</u>	<u>1,518</u>	<u>42,604</u>
<u>\$ 48,921</u>	<u>\$ 13,242</u>	<u>\$ 14,832</u>	<u>\$ 29,971</u>	<u>\$ 9,289</u>	<u>\$ (84,663)</u>

# COUNTY OF NEWAYGO, MICHIGAN

## Reconciliation

Net Changes in Fund Balances of Governmental Funds  
to Change in Net Position of Governmental Activities  
Drain Commissioner Component Unit  
For the Year Ended September 30, 2015

Net change in fund balances - total governmental funds \$ (127,267)

Amounts reported for the *component unit* in the statement of activities are different because:

Governmental funds report capital outlays as expenditures. However, in the statement of activities, the cost of those assets is allocated over their estimated useful lives and reported as depreciation expense.

Depreciation expense (18,338)

Assessments receivable are long-term in nature and are collectable over several years. However, the current receipts are reflected as revenues on the fund statements.

Change in deferred inflows of resources for special assessments receivable 110,724

Change in net position of governmental activities \$ (34,881)

# COUNTY OF NEWAYGO, MICHIGAN

## Balance Sheet / Statement of Net Position

Brownfield Redevelopment Authority Component Unit

September 30, 2015

	Governmental Fund (243)	Adjustments	Statement of Activities
<b>Assets</b>			
Cash and cash equivalents	<u>\$ 174,519</u>	<u>\$ -</u>	<u>\$ 174,519</u>
<b>Liabilities</b>			
Accounts payable	\$ 80,919	-	<u>80,919</u>
<b>Fund balance</b>			
Unassigned	<u>93,600</u>	<u>(93,600)</u>	
<b>Total liabilities and fund balances</b>	<u>\$ 174,519</u>		
<b>Net position</b>			
Unrestricted		<u>\$ 93,600</u>	<u>\$ 93,600</u>

# COUNTY OF NEWAYGO, MICHIGAN

## Statement of Revenues, Expenditures and Changes in Fund Balance /

Statement of Activities

Brownfield Redevelopment Authority Component Unit

For the Year Ended September 30, 2015

	Governmental Fund (243)	Adjustments	Statement of Net Position
Revenues			
Property taxes	\$ 28,477	\$ -	\$ 28,477
Contributions	8,633	-	8,633
Fees and other reimbursements	27,252	-	27,252
Total revenues	64,362	-	64,362
Expenditures / expenses			
Community and economic development	136,982	-	136,982
Net changes in fund balance / net position	(72,620)	-	(72,620)
Fund balance/net position, beginning of year	166,220	-	166,220
Fund balance/net position, end of year	\$ 93,600	\$ -	\$ 93,600